



INTERVARSITY
INTERNATIONAL STUDENT MINISTRY

REGIONAL REPORT

“ISM At A Glance”

Prepared by Sharon Messmore

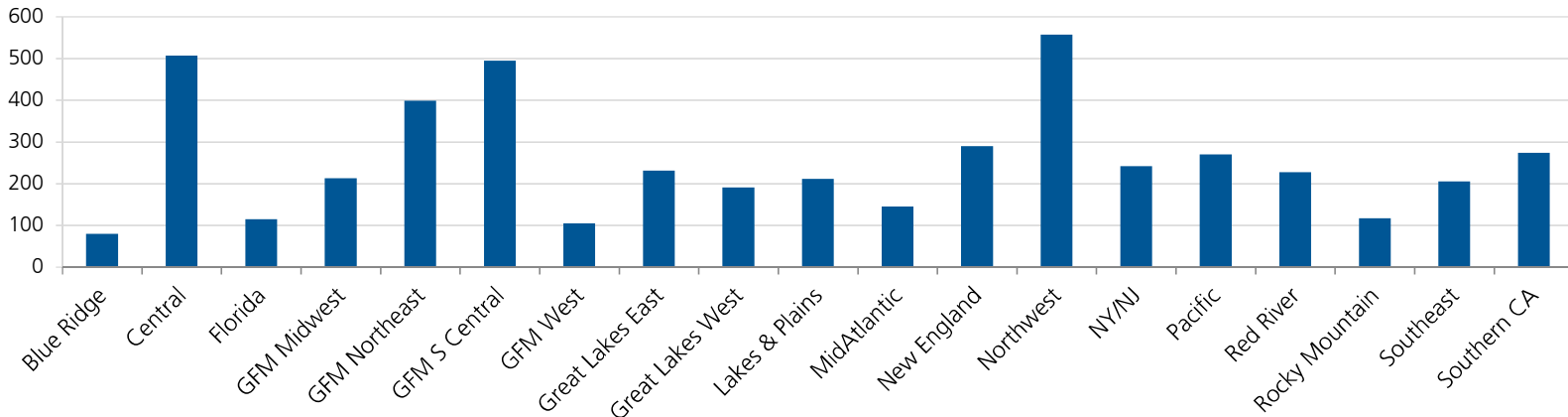
June 2016

NATIONAL SUMMARY

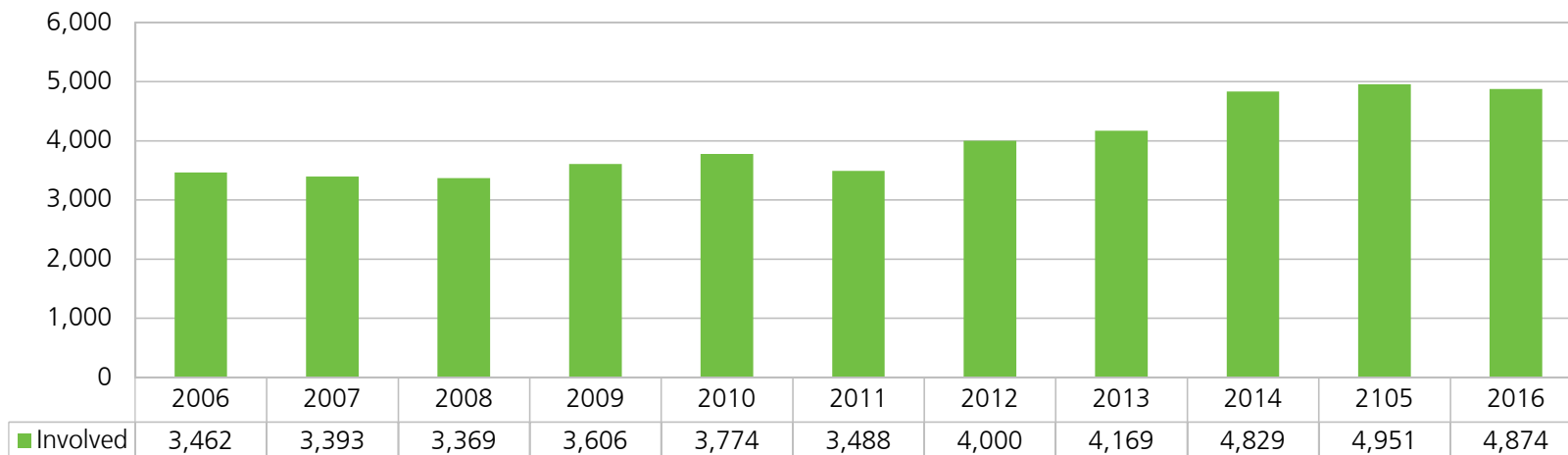


All data from the 2016 Annual Field Report, "Internationals Involved"

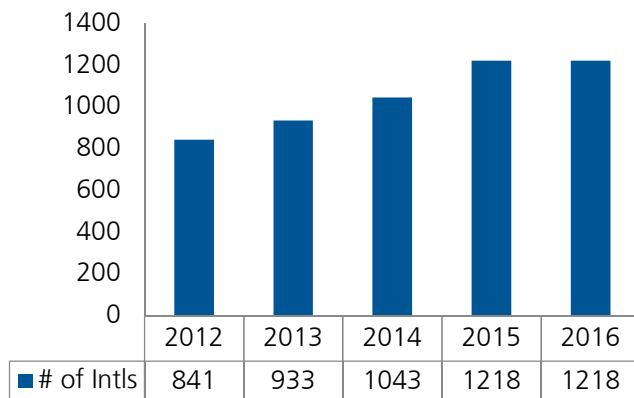
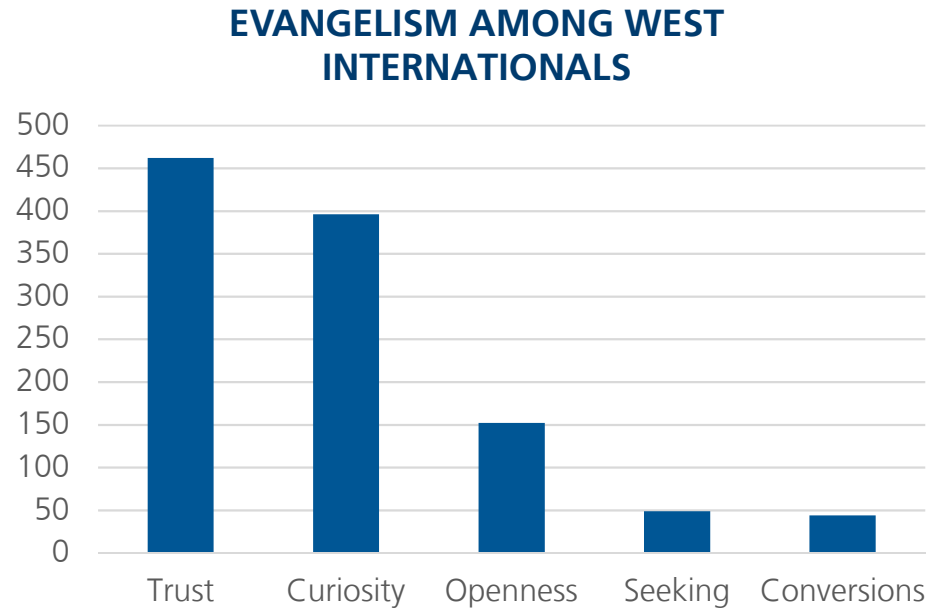
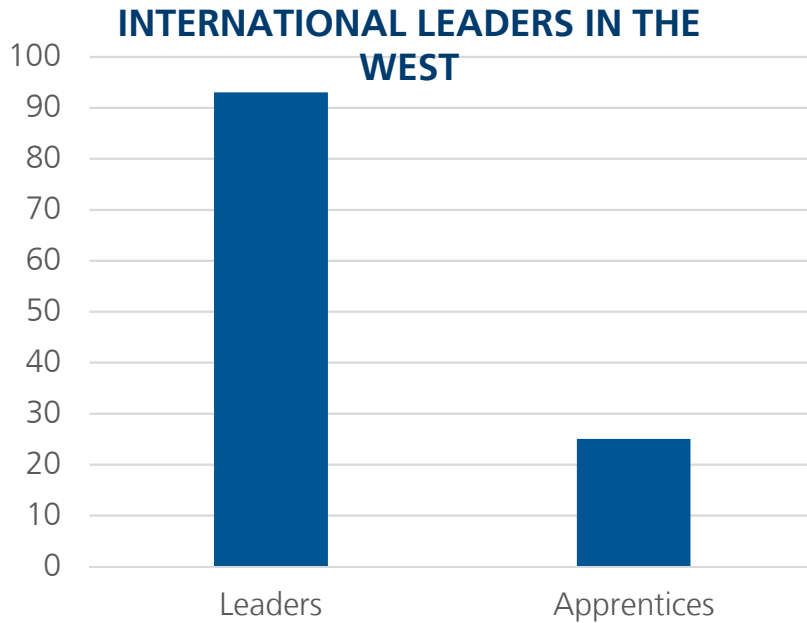
NUMBER OF INTERNATIONALS IN INTERVARSITY PER REGION



10 YEAR TREND IN OVERALL INTERNATIONAL INVOLVEMENT

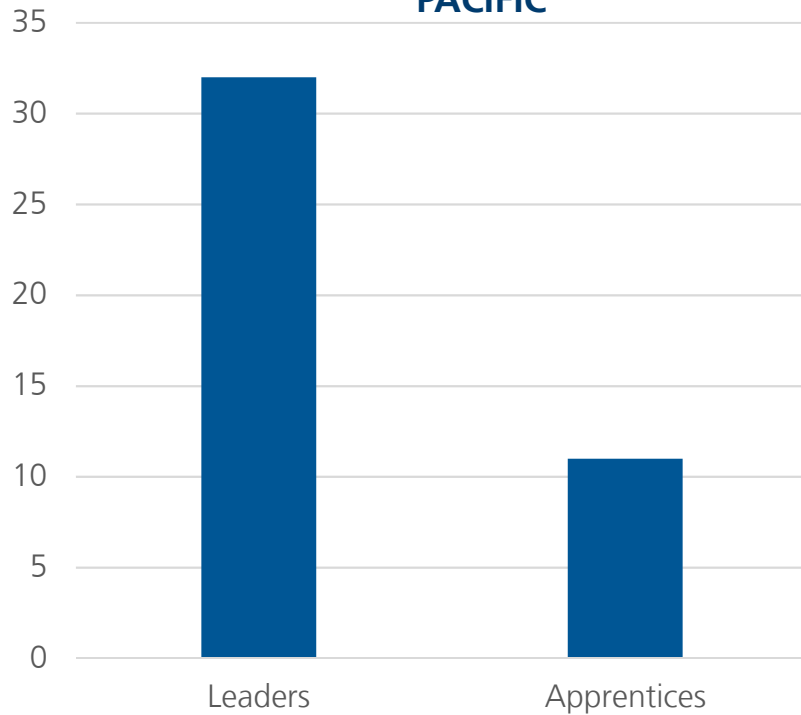


WEST CLUSTER

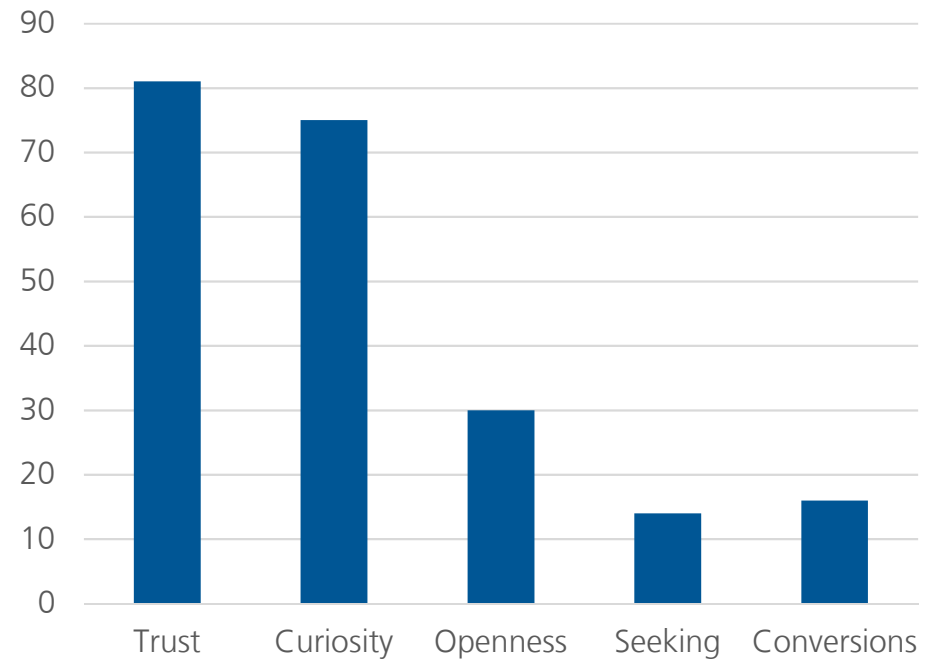


| | |
|---|--------------|
| Total Intl in Region (from 1,000+ schools) | 170,574 |
| Total Students in InterVarsity in Cluster | 8,385 |
| Total Intl in InterVarsity in Cluster | 1,218 |
| % Total Intl in Cluster / % Students in IV | <1% 15% |
| # of Chapters in Region | 170 |
| # of Chapters with 5+ ISM activity | 39 (23%) |

INTERNATIONAL LEADERS IN THE PACIFIC

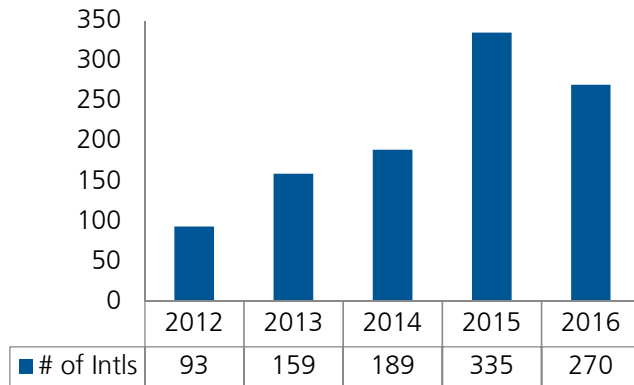


EVANGELISM AMONG PACIFIC INTERNATIONALS



PACIFIC (CONTINUED)

ISM 5-Year Trend in the Pacific



| | | |
|--|----------|-----|
| Total Intls in Region (from 1,000+ schools) | 41,177 | |
| Total Students in InterVarsity in Region | 2,220 | |
| Total Intls in InterVarsity in Region | 270 | |
| % Total Intls in Region / % Students in IV | <1% | 12% |
| # of Chapters in Region | 50 | |
| # of Chapters with 5+ ISM activity | 14 (28%) | |

InterVarsity Chapters with 5+ Internationals Involved

Fiscal Year 15-16

| School | Chapter | 2016 | 2015 | % Chg. |
|------------------------------------|----------|------|------|--------|
| Diablo Valley College | IVCF | 78 | 70 | 11% |
| California State Univ. – Chico | INTL | 35 | 50 | -30% |
| Univ. of California – Davis | ISM | 34 | 51 | -33% |
| Univ. of the Pacific | IVCF | 22 | 15 | 47% |
| Univ. of Hawaii - Manoa | INTL | 15 | 15 | 0% |
| San Jose State Univ. | IVCF | 9 | 10 | -10% |
| Sierra College | IVCF | 8 | 7 | 14% |
| Santa Rosa Junior College | IVCF | 7 | 5 | 40% |
| Stanford Univ. | UNDRGRAD | 6 | 5 | 20% |
| De Anza College | IVCF | 6 | 12 | -50% |
| Univ. of San Francisco | IVCF | 6 | 14 | -57% |
| Univ. of California – Santa Cruz | IVCF | 5 | 0 | -- |
| Foothill College | IVCF | 5 | 1 | 400% |
| College of San Mateo | IVCF | 5 | 6 | -17% |
| California State Univ. –Sacramento | IVCF | <5 | 16 | |
| Univ. of California-Berkeley | INTL | <5 | 17 | |
| Univ. of Nevada –Reno | IVCF | <5 | 6 | |
| Univ. of San Francisco | INTL | <5 | 14 | |

PACIFIC (CONTINUED)

Schools with 1,000+ internationals, data from the 2015 Open Doors report on Educational Exchange

HAWAII

| | |
|-----------------------------|-------|
| University of Hawaii -Manoa | 1,242 |
|-----------------------------|-------|

CALIFORNIA (NORTHERN)

| | |
|---------------------------------------|-------|
| University of California –Berkeley | 6,874 |
| Academy of Art University | 5,431 |
| Stanford University | 5,015 |
| University of California –Davis | 4,363 |
| San Jose State University | 3,639 |
| De Anza College | 2,915 |
| San Francisco State University | 2,267 |
| Diablo Valley College | 1,954 |
| University of San Francisco | 1,919 |
| California State University -East Bay | 1,509 |
| Foothill College | 1,451 |
| Santa Clara University | 1,390 |
| City College of San Francisco | 1,208 |