



**INTERVARSITY**  
INTERNATIONAL STUDENT MINISTRY

# REGIONAL REPORT

“ISM At A Glance”

Prepared by Sharon Messmore

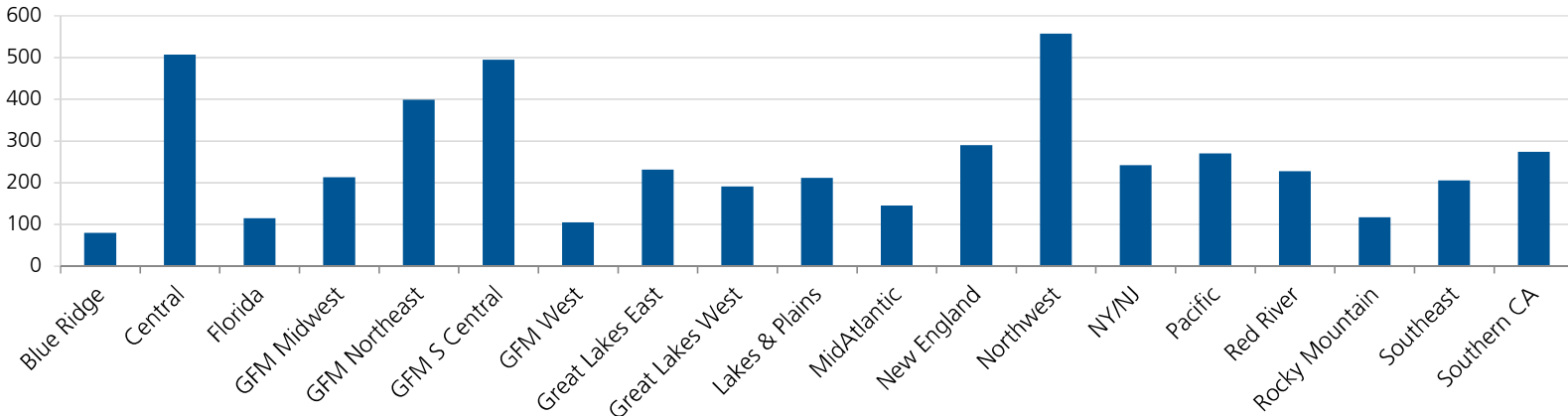
June 2016

# NATIONAL SUMMARY

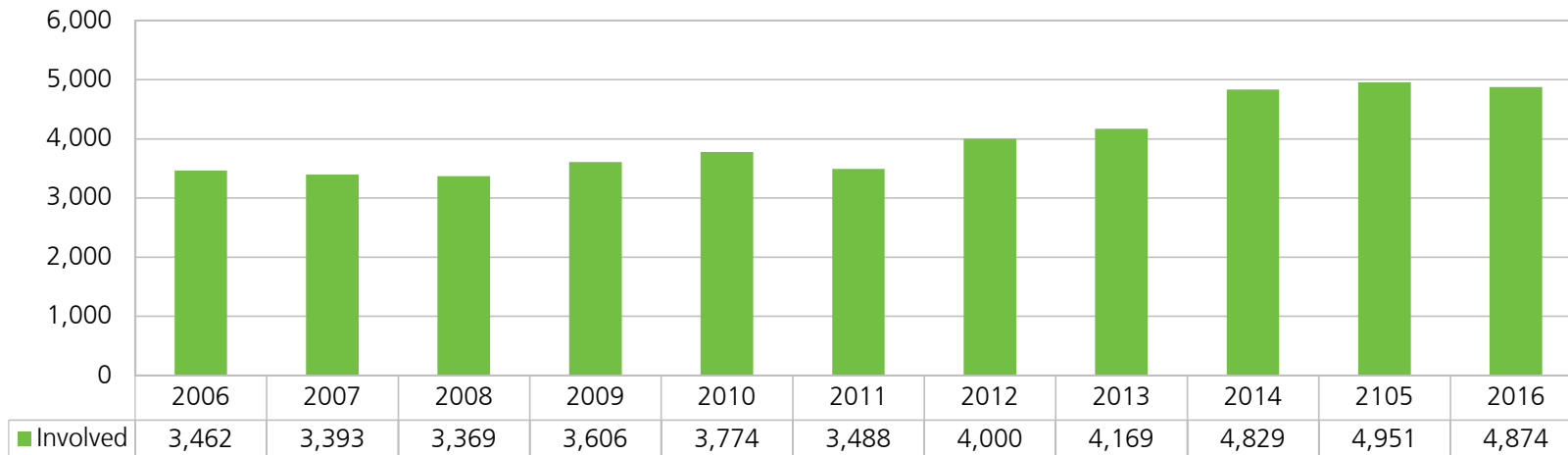


All data from the 2016 Annual Field Report, "Internationals Involved"

## NUMBER OF INTERNATIONALS IN INTERVARSITY PER REGION

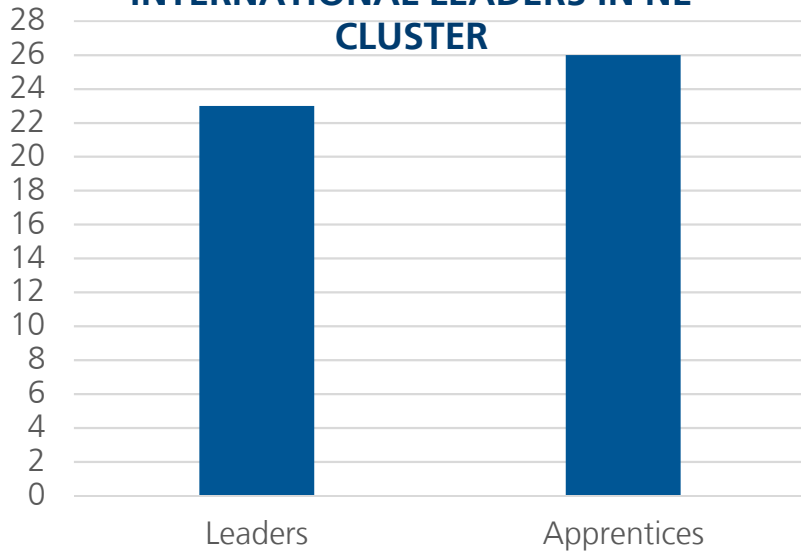


## 10 YEAR TREND IN OVERALL INTERNATIONAL INVOLVEMENT

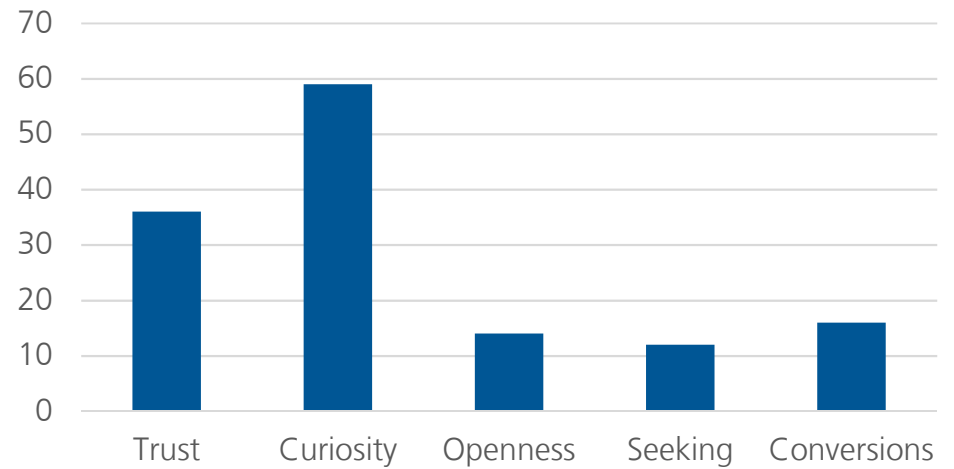


# NORTHEAST CLUSTER

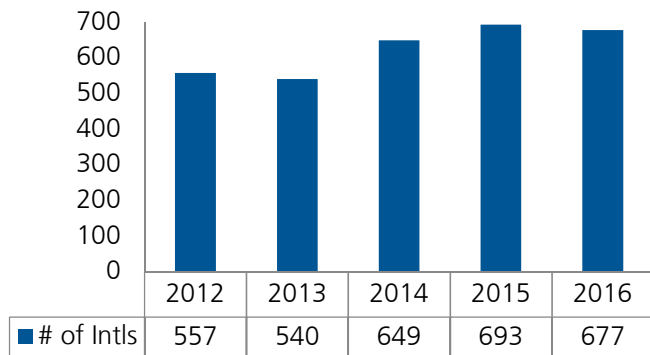
### INTERNATIONAL LEADERS IN NE CLUSTER



### EVANGELISM AMONG NE CLUSTER INTERNATIONALS



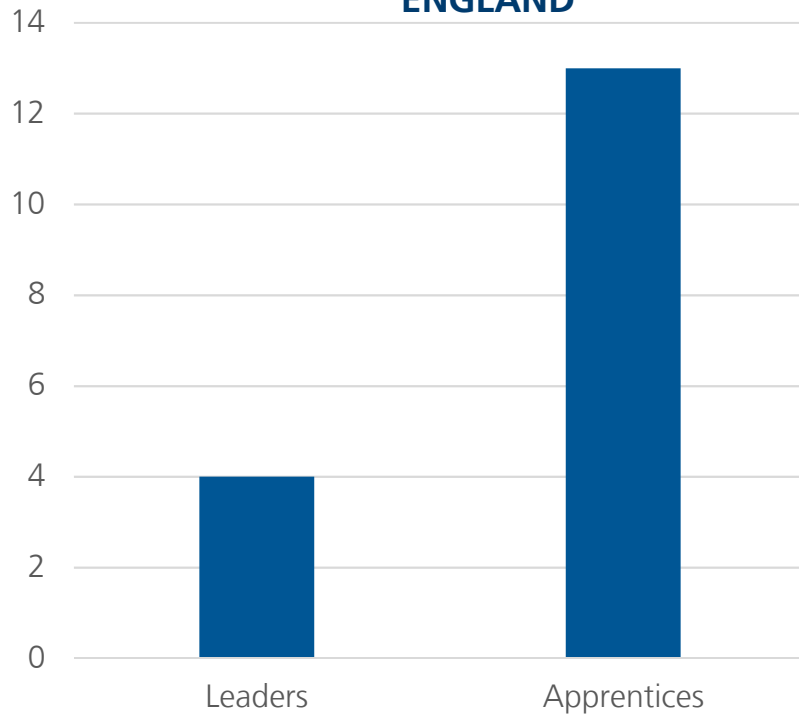
### 5 Year Trend



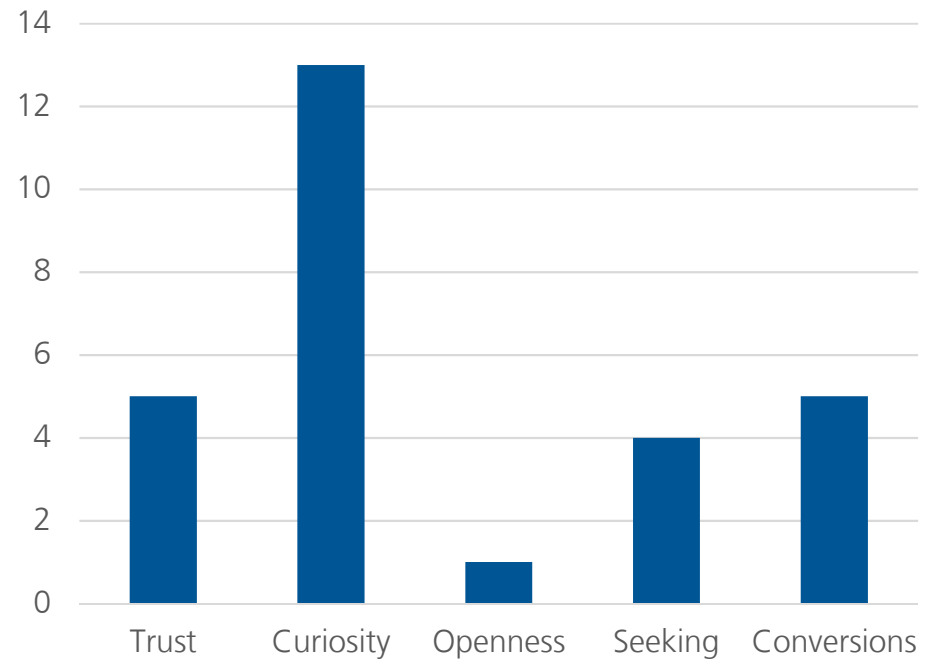
|  |              |
|--|--------------|
| <b>Total Intl</b> s in Cluster (from 1,000+ schools) | 207,487      |
| <b>Total Students</b> in InterVarsity in Cluster     | 7,693        |
| <b>Total Intl</b> s in InterVarsity in Cluster       | 677          |
| % Total Intl   | <.5%      9% |
| <b># of Chapters</b> in Cluster                      | 205          |
| <b># of Chapters</b> with 5+ ISM activity            | 46 (22%)     |

# NEW ENGLAND

### INTERNATIONAL LEADERS IN NEW ENGLAND

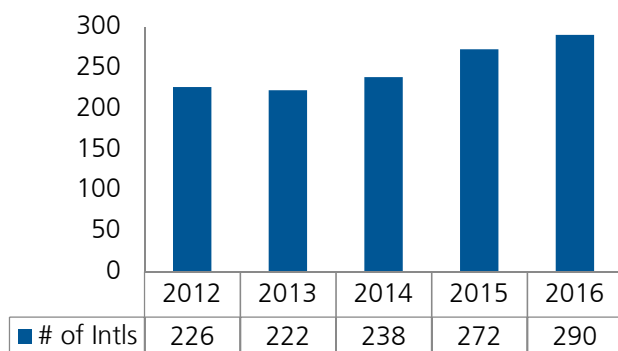


### EVANGELISM AMONG NEW ENGLAND INTERNATIONALS



# NEW ENGLAND (CONTINUED)

## ISM 5-Year Trend in New England



|  |            |
|--|------------|
| <b>Total Intls in Region (from 1,000+ schools)</b> | 59,331     |
| <b>Total Students in InterVarsity in Region</b>    | 2,574      |
| <b>Total Intls in InterVarsity in Region</b>       | 290        |
| <b>% Total Intls in Region / % Students in IV</b>  | <1%    11% |
| <b># of Chapters in Region</b>                     | 92         |
| <b># of Chapters with 5+ ISM activity</b>          | 21 (23%)   |

## InterVarsity Chapters with 5+ Internationals Involved

Fiscal Year 15-16

| School                          | Chapter  | 2016 | 2015 | % Chg. |
|---------------------------------|----------|------|------|--------|
| Northeastern Univ.              | IVCF     | 36   | 19   | 89%    |
| Clark Univ.                     | IVCF     | 24   | 16   | 50%    |
| Smith College                   | IVCF     | 22   | 35   | -37%   |
| Middlebury College              | IVCF     | 14   | 0    | --     |
| Amherst College                 | IVCF     | 12   | 8    | 50%    |
| Boston Univ.                    | MEF      | 11   | 10   | 10%    |
| Tufts Univ.                     | Tufts IV | 11   | 15   | -27%   |
| Bates College                   | IVCF     | 8    | 5    | 60%    |
| Colby College                   | IVCF     | 8    | 3    | 167%   |
| Univ. of New Hampshire – Durham | IVCF     | 8    | 0    | --     |
| Berklee College of Music        | IVCF     | 7    | 2    | 250%   |
| Wheaton College – Norton        | IVCF     | 7    | 3    | 133%   |

|                                       |                                   |    |    |      |
|---------------------------------------|-----------------------------------|----|----|------|
| Southern New Hampshire Univ.          | IVCF                              | 7  | 1  | 600% |
| MIT                                   | MIT-IV                            | 7  | 10 | -30% |
| Mount Holyoke College                 | IVCF                              | 7  | 8  | -13% |
| Univ. of Massachusetts – Amherst      | UNDRGRAD                          | 6  | 21 | -71% |
| Boston Univ.                          | AACF                              | 6  | 10 | -40% |
| Williams College                      | IVCF                              | 5  | 5  | 0%   |
| Univ. of Rhode Island                 | IVCF                              | 5  | 1  | 400% |
| Southern Maine Tech College           | InterVarsity – South Portland     | 5  | 2  | 150% |
| Bridgewater State Univ.               | IVCF                              | <5 | 8  |      |
| Brown Univ.                           | MULT                              | <5 | 5  |      |
| Mass. College of Pharmacy – Boston    | IVCF                              | <5 | 7  |      |
| Mass. College of Pharmacy – Worcester | InterVarsity Christian Fellowship | <5 | 5  |      |
| Salem State Univ.                     | IVCF                              | <5 | 7  |      |
| Univ. of Massachusetts – Lowell       | IVCF                              | <5 | 21 |      |
| Wellesley College                     | IVCF                              | <5 | 12 |      |

# NEW ENGLAND (CONTINUED)



Schools with 1,000+ internationals, data from the 2015 Open Doors report on Educational Exchange

## CONNECTICUT

|                           |       |
|---------------------------|-------|
| University of Connecticut | 3,023 |
| Yale University           | 2,916 |
| University of Bridgeport  | 1,569 |

## MASACHUSETTS

|                                       |        |
|---------------------------------------|--------|
| Northeastern University               | 10,559 |
| Boston University                     | 7,860  |
| Harvard University                    | 5,748  |
| Massachusetts Institute of Technology | 4,220  |
| University of Massachusetts -Amherst  | 2,352  |
| University of Massachusetts -Boston   | 2,064  |
| Suffolk University                    | 1,780  |
| Boston College                        | 1,695  |
| Brandeis University                   | 1,662  |
| Worcester Polytechnic Institute       | 1,516  |
| University of Massachusetts -Lowell   | 1,388  |
| Bentley University                    | 1,371  |
| Tufts University                      | 1,219  |
| Babson College                        | 1,166  |
| Clark University                      | 1,030  |

## NEW HAMPSHIRE

|                                   |       |
|-----------------------------------|-------|
| Dartmouth College                 | 1,213 |
| Southern New Hampshire University | 1,177 |

## RHODE ISLAND

|  |       |
|--|-------|
| Johnson and Wales University -Providence | 2,030 |
| Brown University                         | 1,773 |