



INTERVARSITY
INTERNATIONAL STUDENT MINISTRY

REGIONAL REPORT

“ISM At A Glance”

Prepared by Sharon Messmore

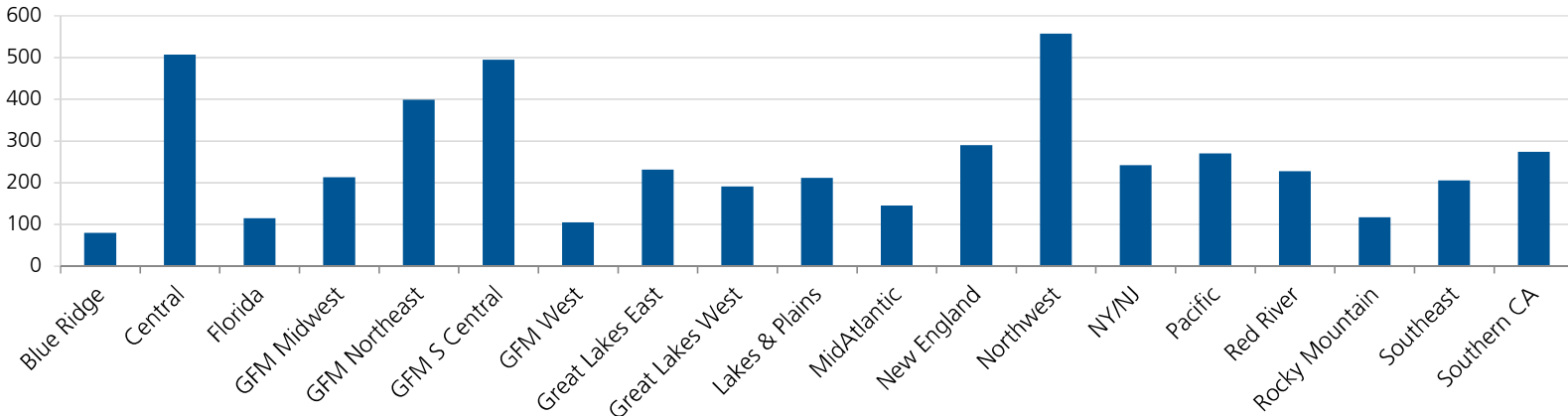
June 2016

NATIONAL SUMMARY

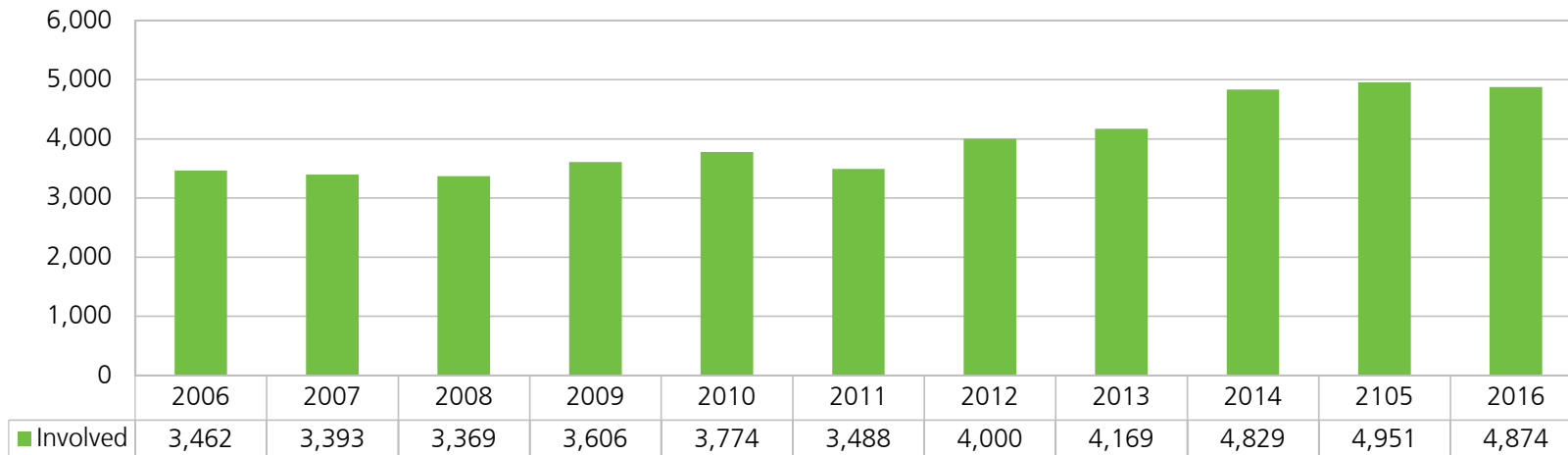


All data from the 2016 Annual Field Report, "Internationals Involved"

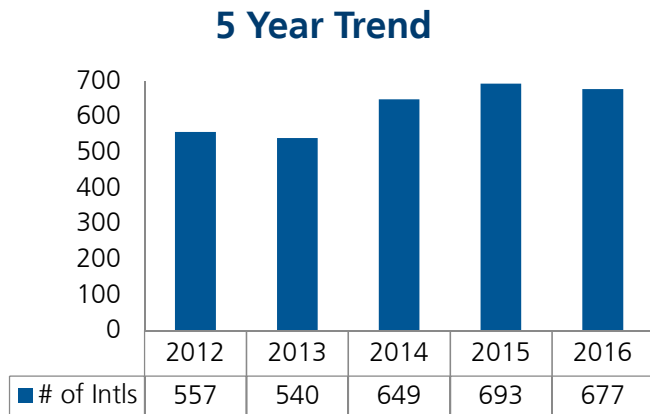
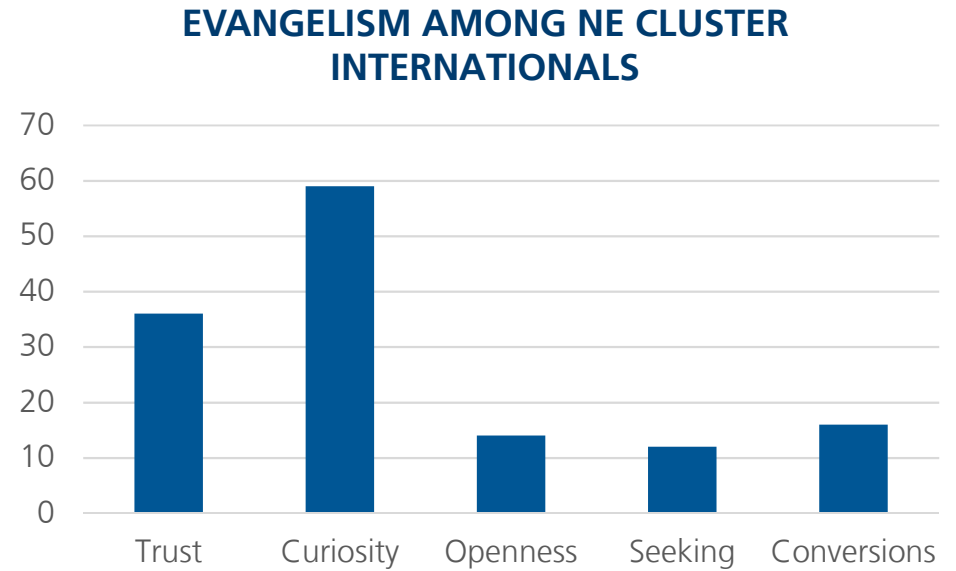
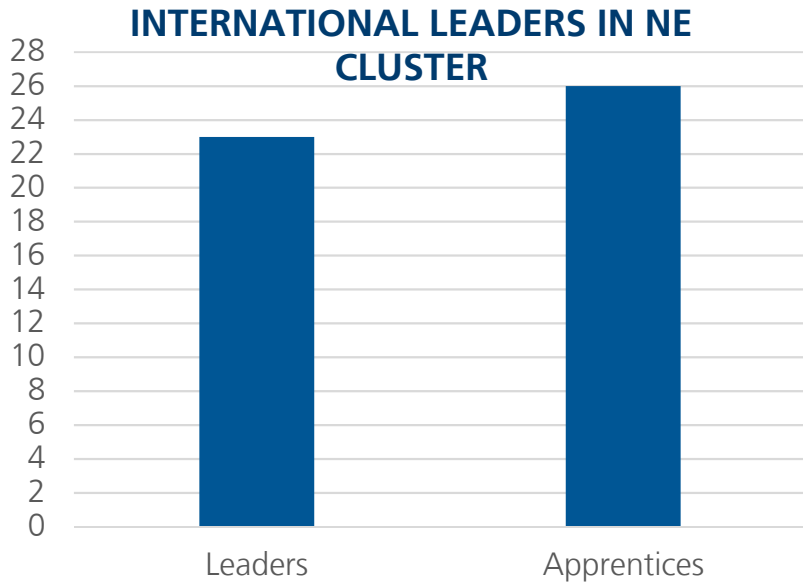
NUMBER OF INTERNATIONALS IN INTERVARSITY PER REGION



10 YEAR TREND IN OVERALL INTERNATIONAL INVOLVEMENT

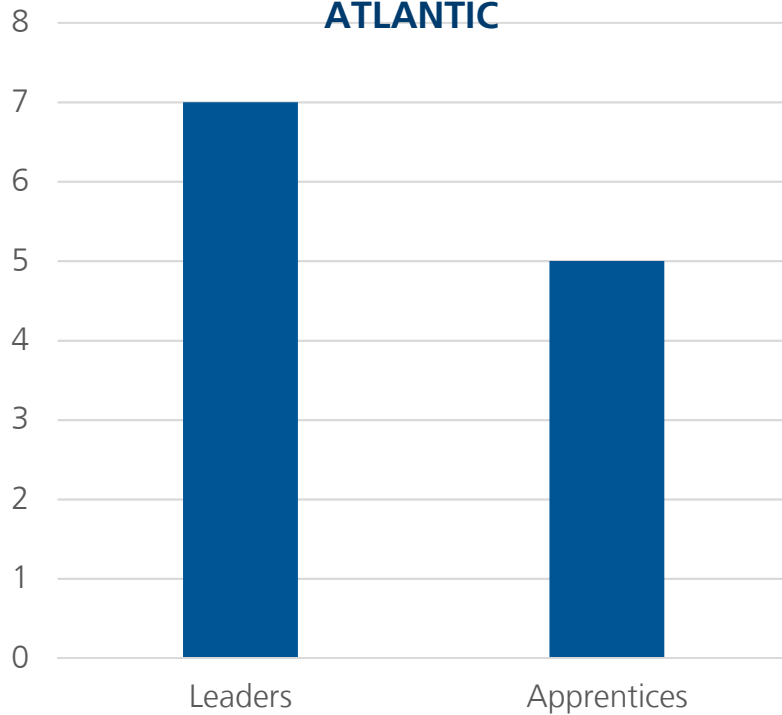


NORTHEAST CLUSTER

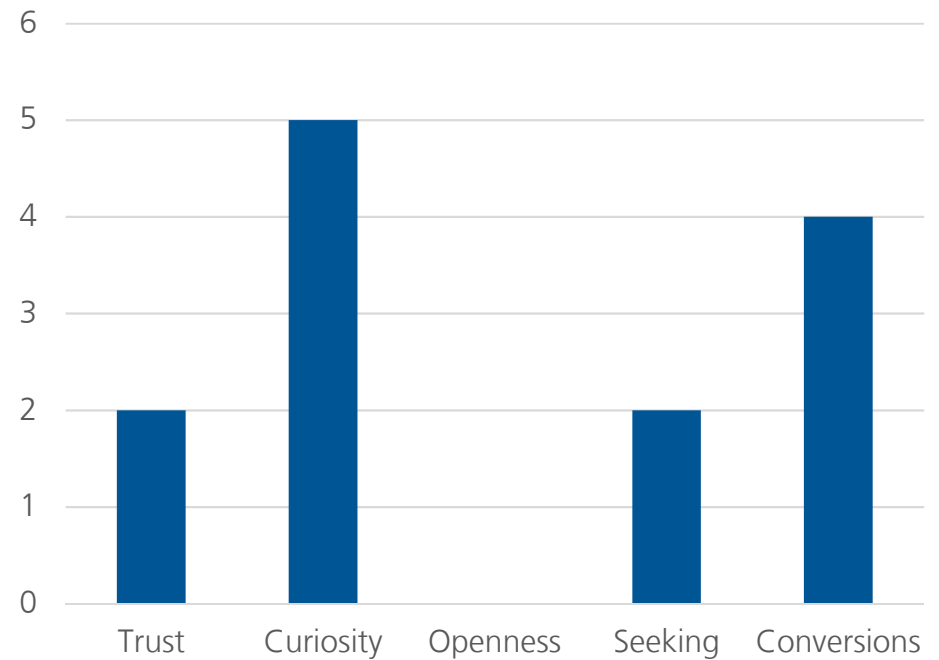


Total Intl s in Cluster (from 1,000+ schools)	207,487
Total Students in InterVarsity in Cluster	7,693
Total Intl s in InterVarsity in Cluster	677
% Total Intls in Cluster / % Students in IV	<.5% 9%
# of Chapters in Cluster	205
# of Chapters with 5+ ISM activity	46 (22%)

INTERNATIONAL LEADERS IN MID-ATLANTIC

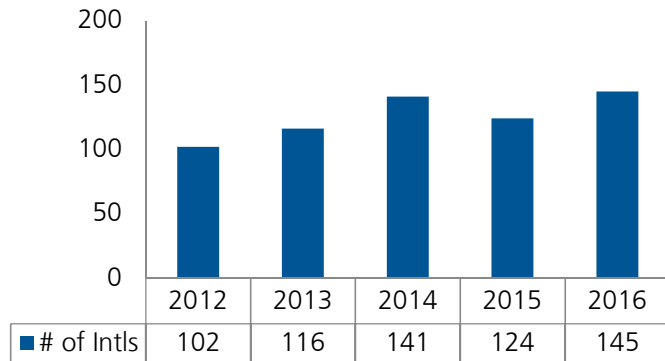


EVANGELISM AMONG MID-ATLANTIC INTERNATIONALS



MID-ATLANTIC (CONTINUED)

ISM 5-Year Trend in Mid-Atlantic



Total Intls in Region (from 1,000+ schools)	47,677	
Total Students in InterVarsity in Region	2,119	
Total Intls in InterVarsity in Region	145	
% Total Intls in Region / % Students in IV	<1%	7%
# of Chapters in Region	48	
# of Chapters with 5+ ISM activity	11 (23%)	

InterVarsity Chapters with 5+ Internationals Involved Fiscal Year 15-16

School	Chapter	2016	2015	% Chg.
Bryn Mawr College	IVCF	35	10	250%
Johns Hopkins Univ.	UNDRGRAD	17	13	31%
Dickinson College	IVCF	10	5	50%
Franklin and Marshall College	IVCF	9	21	-57%
Swarthmore College	IVCF	7	10	-30%
Lehigh Univ.	IVCF	6	7	-14%
Penn State Univ. Harrisburg	IVCF	6	5	20%
Univ. of Maryland-Baltimore County	IVCF	6	9	-33%
George Washington Univ.	UNDRGRAD	6	5	20%
Maryland Inst. College of Art	ARTS	5	3	67%
Univ. of Delaware	UNDRGRAD	5	6	-17%

MID-ATLANTIC (CONTINUED)

Schools with 1,000+ internationals, data from the 2015 Open Doors report on Educational Exchange

DELAWARE

University of Delaware	3,338
------------------------	-------

MARYLAND

University of Maryland -College Park	5,138
--------------------------------------	-------

Johns Hopkins University	4,612
--------------------------	-------

Montgomery College	1,877
--------------------	-------

University of Maryland -Baltimore County	1,234
--	-------

PENNSYLVANIA (EASTERN)

Penn State University -University Park	7,728
--	-------

University of Pennsylvania	6,167
----------------------------	-------

Drexel University	4,026
-------------------	-------

Temple University	3,213
-------------------	-------

Lehigh University	1,335
-------------------	-------

WASHINGTON, D.C.

George Washington University	4,659
------------------------------	-------

Georgetown University	2,757
-----------------------	-------

American University	1,593
---------------------	-------