



**INTERVARSITY**  
INTERNATIONAL STUDENT MINISTRY

# **REGIONAL REPORT**

“ISM At A Glance”

Prepared by Sharon Messmore

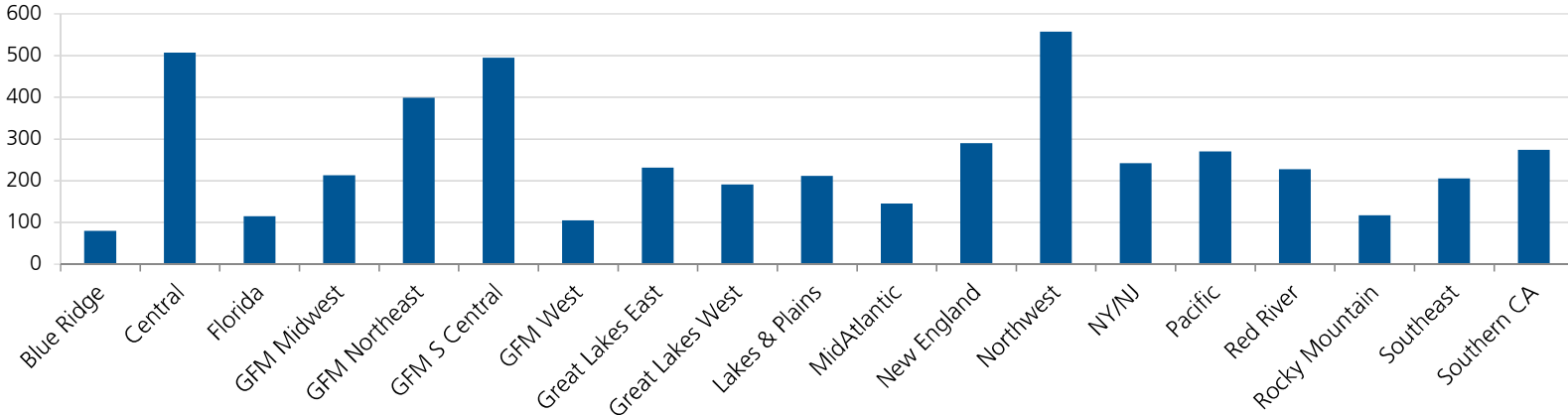
June 2016

# NATIONAL SUMMARY

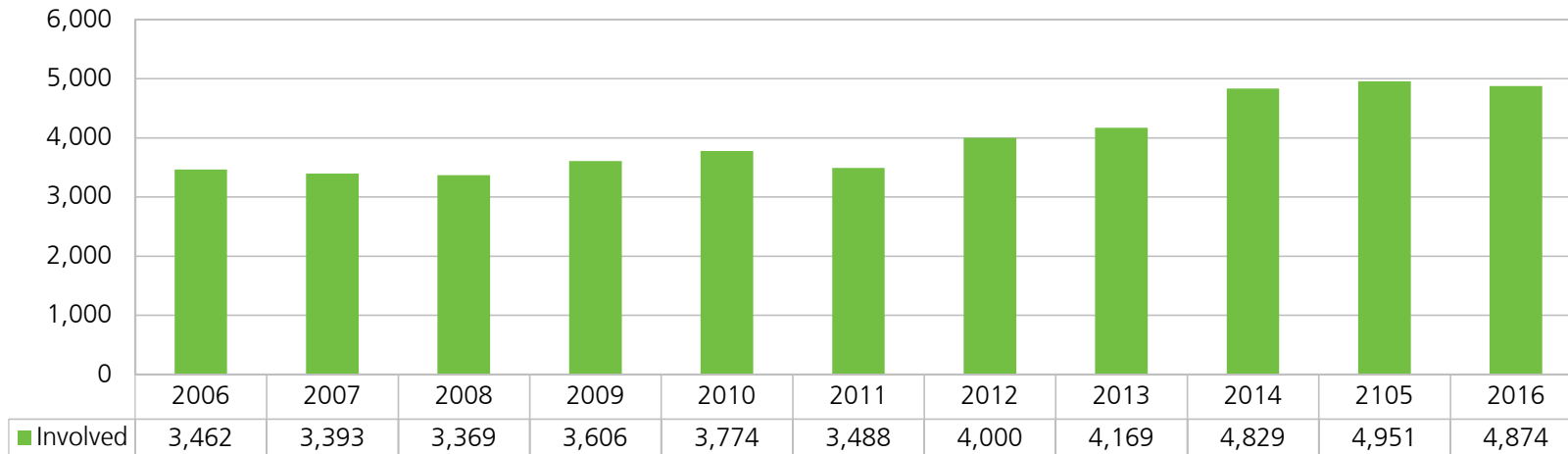


All data from the 2016 Annual Field Report, "Internationals Involved"

## NUMBER OF INTERNATIONALS IN INTERVARSITY PER REGION

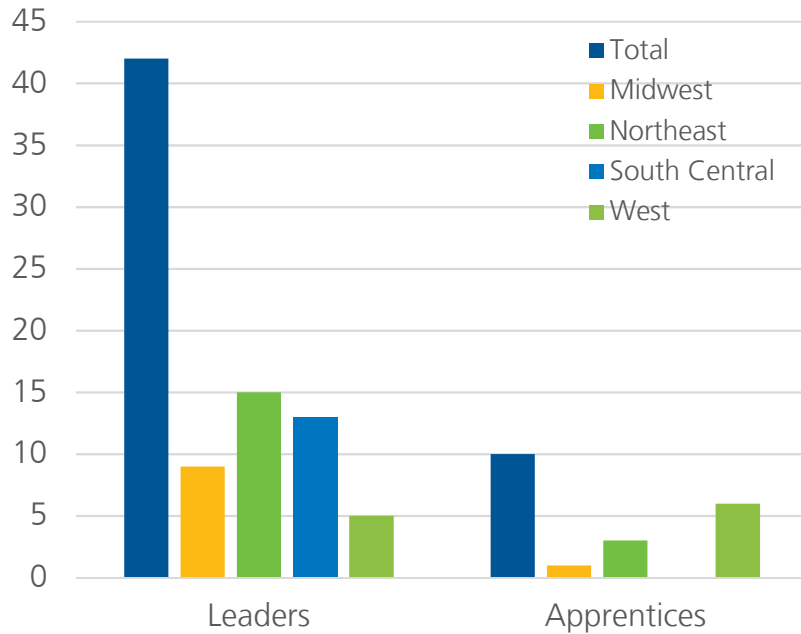


## 10 YEAR TREND IN OVERALL INTERNATIONAL INVOLVEMENT

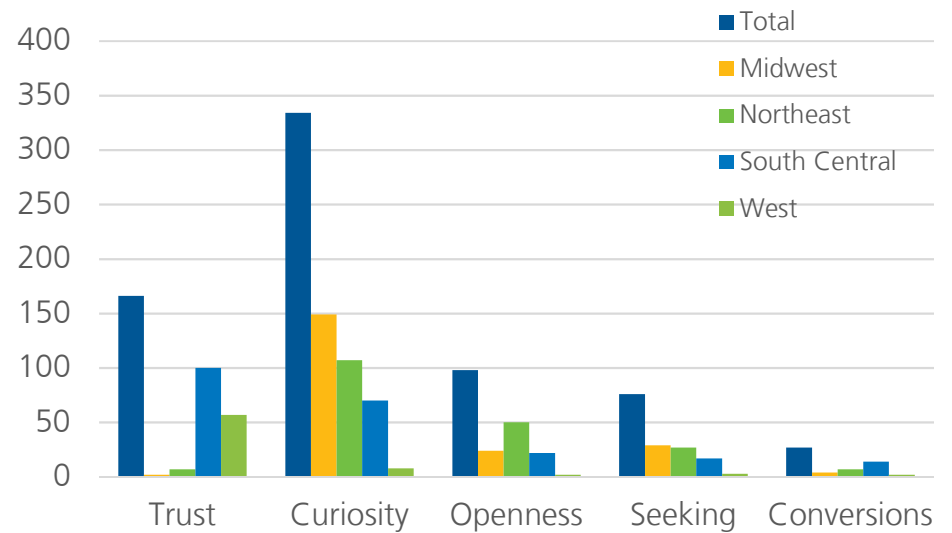


# GFM CLUSTER

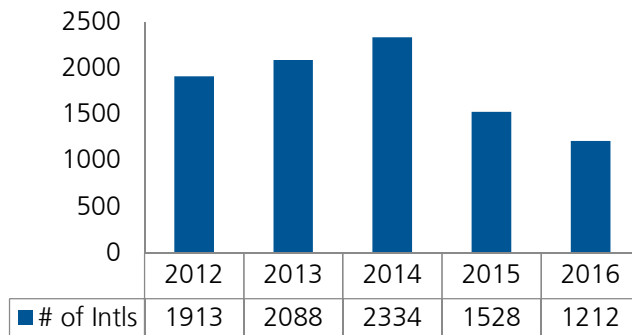
## INTERNATIONAL LEADERS IN GFM



## EVANGELISM AMONG GFM INTERNATIONALS



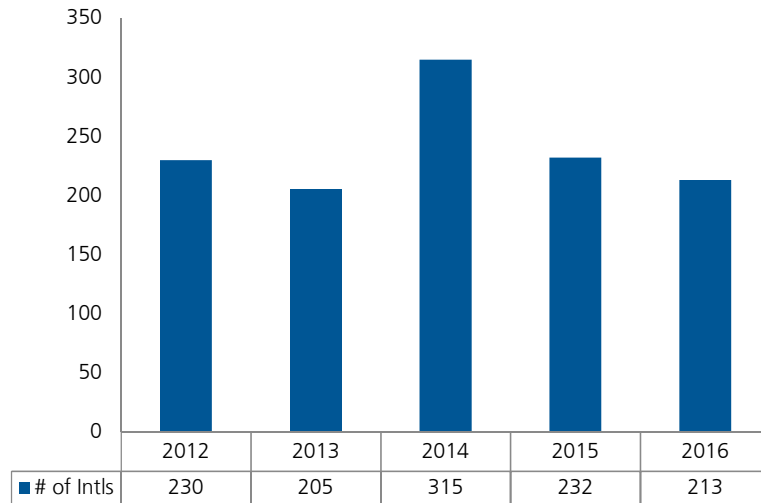
## 5 Year Trend



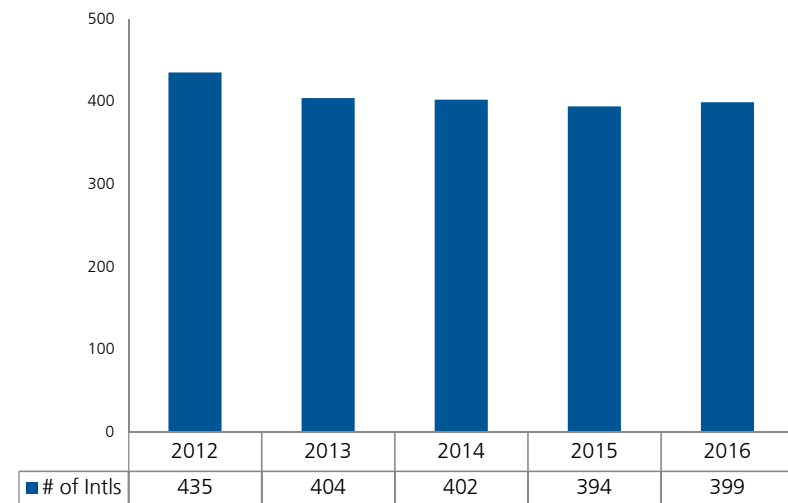
<b>Total Intl's in Cluster (from 1,000+ schools)</b>	362,228
<b>Total Students in InterVarsity in Cluster</b>	4,441
<b>Total Intl's in InterVarsity in Cluster</b>	1,212
<b>% Total Intl's in Cluster / % Students in IV</b>	<.5%     27%
<b># of Chapters in Cluster</b>	193
<b># of Chapters with 5+ ISM activity</b>	51 (26%)

# GFM CLUSTER (CONTINUED)

ISM 5-Year Trend in GFM Midwest



ISM 5-Year Trend in GFM Northeast

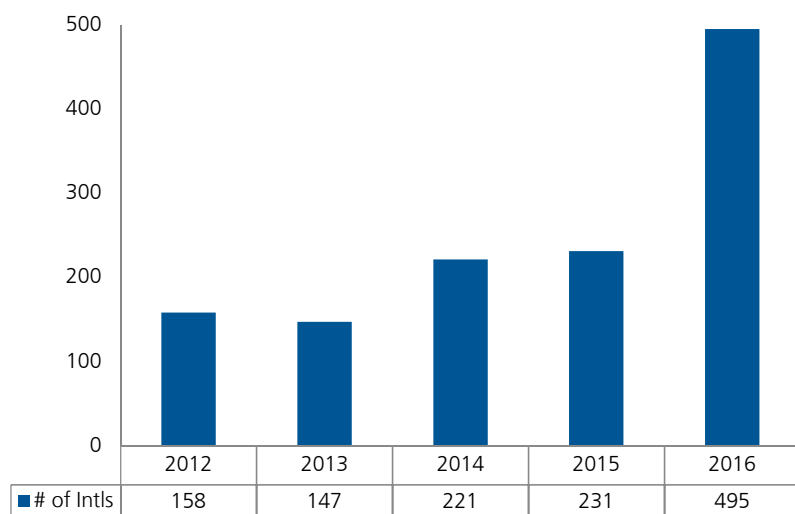


<b>Total Intls in Region (from 1,000+ schools)</b>	140,333
<b>Total Students in InterVarsity in Cluster</b>	1,032
<b>Total Intls in InterVarsity in Region</b>	213
<b>% Total Intls in Cluster / % Students in IV</b>	<1%    21%
<b># of Chapters in Region</b>	49
<b># of Chapters with 5+ ISM activity</b>	9 (18%)

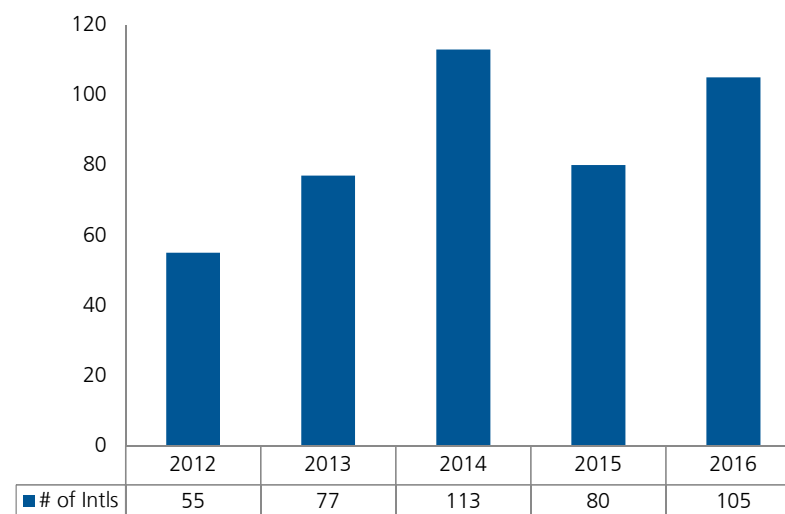
<b>Total Intls in Region (from 1,000+ schools)</b>	185,018
<b>Total Students in InterVarsity in Cluster</b>	1,135
<b>Total Intls in InterVarsity in Region</b>	399
<b>% Total Intls in Cluster / % Students in IV</b>	<1%    35%
<b># of Chapters in Region</b>	61
<b># of Chapters with 5+ ISM activity</b>	23 (38%)

# GFM CLUSTER (CONTINUED)

### ISM 5-Year Trend in GFM South Central



### ISM 5-Year Trend in GFM West



<b>Total Intls in Region (from 1,000+ schools)</b>	198,161	
<b>Total Students in InterVarsity in Cluster</b>	1,656	
<b>Total Intls in InterVarsity in Region</b>	495	
<b>% Total Intls in Cluster / % Students in IV</b>	<1%	30%
<b># of Chapters in Region</b>	64	
<b># of Chapters with 5+ ISM activity</b>	15 (23%)	

<b>Total Intls in Region (from 1,000+ schools)</b>	169,038	
<b>Total Students in InterVarsity in Cluster</b>	618	
<b>Total Intls in InterVarsity in Region</b>	105	
<b>% Total Intls in Cluster / % Students in IV</b>	<1%	17%
<b># of Chapters in Region</b>	20	
<b># of Chapters with 5+ ISM activity</b>	5 (25%)	

# GFM CLUSTER (MIDWEST)

## InterVarsity Chapters with 5+ Internationals Involved Fiscal Year 15-16

School	Chapter	2016	2015	% Chg.
ND State Univ. – Fargo	GRAD/ISM	65	47	38%
Case Western Reserve Univ.	INTL	37	55	-33%
Univ. of Wisconsin – Madison	INTL	20	21	-5%
Univ. of Wisconsin – Madison	GRAD	12	12	0%
Ohio State Univ. – Columbus	GRAD	10	18	-44%
Univ. of Cincinnati	GRAD	8	7	14%
Univ. of Illinois – Urbana	LAW	7	6	17%
Carnegie Mellon Univ.	GRAD	6	0	--
Univ. of Wisconsin – Madison	FAC	5	0	--
Univ. of Illinois – Urbana	GRAD	<5	5	
Northwestern Univ.	MBA	<5	15	
Purdue Univ. – West Lafayette	MBA	<5	5	

# GFM CLUSTER (NORTHEAST)

## InterVarsity Chapters with 5+ Internationals Involved Fiscal Year 15-16

School	Chapter	2016	2015	% Chg.
Univ. of Pennsylvania	INTL	46	46	0%
Columbia Univ.	GLOBAL IV-ISM	26	31	-16%
Columbia Univ.	GRAD	35	24	46%
MIT	GRAD	33	35	-6%
Boston Univ.	ISM	27	32	-16%
Johns Hopkins Univ.	GRAD/ISM	27	28	-4%
Columbia Univ.	Columbia Chinese Bible Study Group	25	20	25%
Harvard Univ.	GRADGSAS	13	6	117%
Harvard Univ.	MBA	13	20	-35%
Harvard Univ.	GRADPBHL	12	8	50%
New York Univ.	GRAD	12	10	20%
MIT	MBA	8	13	-38%
Yale Univ.	MBA	8	12	-33%
Yale Univ.	GRADHLTH	8	6	33%
Brandeis Univ.	GRAD	7	8	-13%
Harvard Univ.	PSM/EDUC	7	2	250%
Columbia Univ.	PSM	6	--	--
Columbia Univ.	MBA	6	4	50%
Cornell Univ.	GRAD	5	1	400%
Harvard Univ.	BCWFAC	5	8	-38%
Univ. of New Hampshire – Durham	GRAD	5	9	-44%
Univ. of Pennsylvania	GRAD	5	9	-44%
Babson College	MBA	<5	9	
Harvard Univ.	GRADKENN	<5	8	
Tufts Univ.	GRAD	<5	9	
New York Univ.	LAW	<5	5	
Rensselaer Polytechnic Institute	GRAD	<5	7	
Univ. of Massachusetts –Amherst	GRAD/ISM	<5	8	
Yale Univ.	GRAD	<5	11	

# GFM CLUSTER (SOUTH CENTRAL)

## InterVarsity Chapters with 5+ Internationals Involved Fiscal Year 15-16

School	Chapter	2016	2015	% Chg.
UNC – Chapel Hill	INTL	165	147	12%
North Carolina State Univ.	INTL	103	107	-4%
Kansas State Univ.	GRAD	60	57	5%
Univ. of Florida	GRAD ISM	50	50	0%
Virginia Tech	GRAD	14	13	8%
Emory Univ.	GRAD	9	6	50%
Rice Univ.	GRAD/ISM	9	6	50%
Univ. of Iowa	GRAD	9	2	350%
Univ. of Florida	GRAD	7	8	-13%
Duke Univ.	GRAD	6	8	-25%
Georgia Tech	GRAD	6	3	100%
Rice Univ.	FAC	6	4	50%
UNC - Chapel Hill	GRAD	6	3	100%
Vanderbilt Univ.	GRADINTL	6	16	-63%
Univ. of Tennessee – Knoxville	GRAD	5	4	25%
Duke Univ.	MED	<5	8	
UNC - Chapel Hill	MED	<5	6	
UNC - Chapel Hill	FAC	<5	5	
Univ. of Kansas-Lawrence	GRAD	<5	6	



# GFM CLUSTER (WEST)

## InterVarsity Chapters with 5+ Internationals Involved Fiscal Year 15-16

School	Chapter	2016	2015	% Chg.
Univ. of California - Irvine	Gonzaga, Daniel C.	60	26	131%
Stanford Univ.	GRAD	13	17	-24%
Univ. of Washington	GRAD	10	12	-17%
USC	GRAD	6	5	20%
Caltech	GRAD	5	3	67%