



INTERVARSITY
INTERNATIONAL STUDENT MINISTRY

Annual Report

2017-2018

Prepared by Sharon Messmore
June 2018

TABLE OF CONTENTS

InterVarsity International Student Ministry (ISM) Executive Summary	3
InterVarsity-wide Data	5
Chapter Demographics	6
ISM AFR Extension Data	7
International Student Demographics	10
Evangelism	12
Reentry	14



EXECUTIVE SUMMARY



OVERALL INVOLVEMENT

Over half of the InterVarsity chapters in the United States have some international student involvement; the total number of international students involved is 4,020. This is a decrease for a second year. While the majority of this decrease is due to no longer counting the students in some large collaborative ministries (since they don't sufficiently reflect InterVarsity values), there are other currents too: veteran staff departures have left chapters unstaffed and diminished leadership for younger staff. We also have changed ministry philosophy in some regions that will take some time to bear fruit. Our ministry has engaged at some level over 12,000 internationals. The number of high-identity religious background students in our work has increased by over 50%!

We are encouraged by many new staff who have joined our team this year, including several internationals; a new training program for those staff and others; a commitment to increased planting through volunteer development; and more intentional work with *all* IV staff to encourage them to engage internationals.

EVANGELISM

We have over 500 GIGs (Groups Investigating God) meeting around the country (nearly identical with last year). Our decisions/conversions decreased significantly this year, to 140. We need more effective training on how to ask for commitments to follow Jesus, to provide tools for encouraging students to move from curious to open, and continual vision-casting for evangelistic work. We are encouraged by the number of high-identity religious background students who decided to follow Jesus for the first time this year, at great cost in some cases.

Rani knew his life was marked by deep pain, yet he began to open his heart to God in our chapter as we invited him to deeper spiritual conversation. At our Easter outreach, he sensed God's healing and forgiveness for him, and in July, declared his intention to follow Jesus. He then led his mother to faith, and then, on return to their closed country, led her other son to follow the Messiah!

EXECUTIVE SUMMARY

LEADERSHIP

Our overall number of international leaders decreased slightly to 538, however, those leaders who were working with apprentices grew by 13% to 193, a result we believe of an increased training emphasis on this development work. We are still crafting an effective, reproducible, and accessible leadership development model in ISM.

PLANTING

We have planted three new chapters this year, and introduced a “four hour chapter planting” strategy that “tithes” a 40 hour week in order to plant a new work on campus or a nearby one. 25 staff and students participated in this and were able to plant 20 new works in this six week effort!

GRADUATION/REENTRY

“Xiaolan,” from China, graduated from a prestigious east coast university as a student leader. She returned to China to work in education technology, developing curriculum for the country’s schools. Her leadership blossomed as we offered training and mentorship this spring. She has come to understand Jesus’ global mission and her role in it, discovered a love for her people, and has grown in key spiritual practices that will help her flourish in and shape the Chinese marketplace and society.

A little over 1000 students “graduated” (some are exchange students/scholars who stay only for a semester or two and then return); of these around 500 were Christian internationals. Around 400 of those went on to OPT work, graduate studies, or fulltime work in the US, the remainder (around 120) returned to home countries. Many of those who stay will eventually return to home countries.

EXTERNAL PARTNERSHIPS

This year, we have also taken a leadership role in a large multi-organizational effort to reach every international in North America through friendship with a Christian student, staff, or volunteer. Over the next four years, this includes not only a video-based mobilization effort for thousands of volunteers to become those friends, but also a commitment to hundreds of prayer circles in the US and around the world praying monthly for revival among internationals, and a program to enhance the discipleship and leadership we can offer here to Christian internationals to return, like Xiaolan, to home countries as agents of transformation.

INTERVARSITY-WIDE DATA

This page includes data from all **InterVarsity chapters** about internationals involved at least half the time in chapter activities. Data were collected from the InterVarsity AFR 2017-18 Full Report.

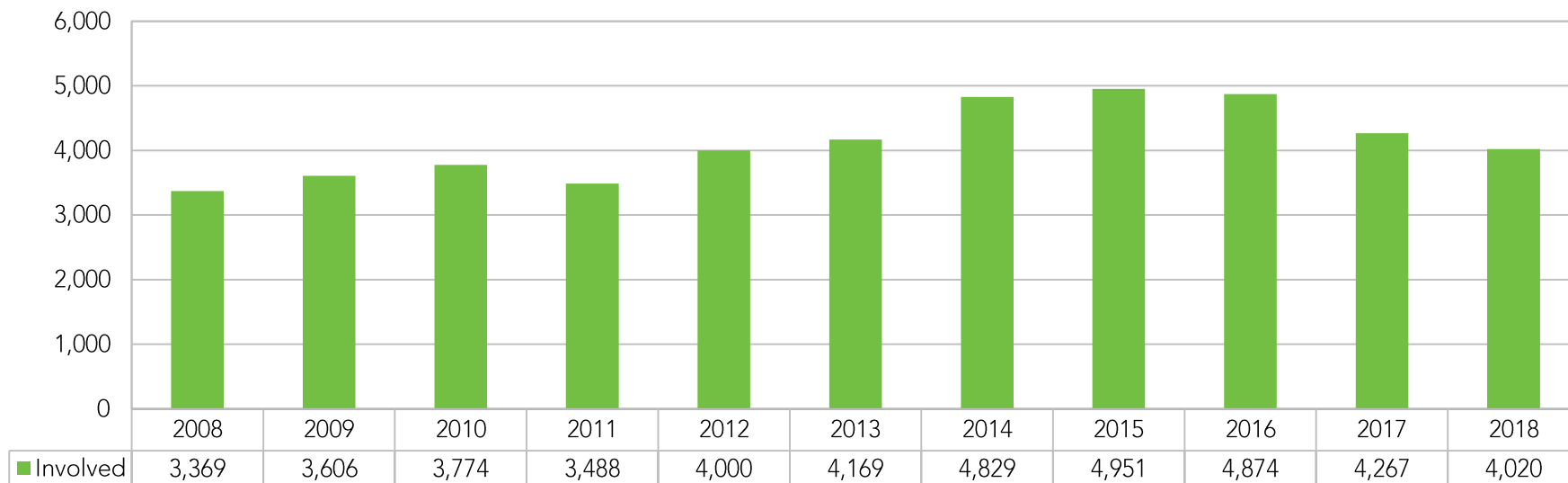
ANNUAL FIELD REPORT (AFR)

According to the AFR, **4,020** international students were involved in all InterVarsity chapters for the 2017-18 school year, which was **11.3%** of all students involved in InterVarsity chapters.

8.6% of all undergrad chapter participants and **30.7%** of all Graduate & Faculty Ministries (GFM) chapter participants were internationals. Undergraduate participation decreased, while GFM participation increased.

Of the **1,025** total InterVarsity chapters in the US, **525** chapters (**51.2%**) have some level of international student involvement (at least one international student involved). This is a decrease over last year when there were **543** chapters with international involvement. Of these chapters, **203** have 5+ international students involved. **72** of the chapters with 5+ students are Tier 1, or ISM-specific, chapters.

10 YEAR TREND IN INTERNATIONAL INVOLVEMENT

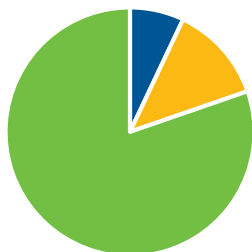


CHAPTER DEMOGRAPHICS

The following data is extrapolated from a subset of data and, while accurately representing estimates, is not exact. Tier 1 and some Tier 2 chapters filled out the 2017-18 AFR ISM Extension. These numbers, paired with overall data from the AFR, were used to extrapolate likely overall numbers in chapters nationwide.

- **Tier 1** – chapters whose primary target is international students; generally run by ISM staff but not necessarily
- **Tier 2** – chapters whose secondary target is international students, who hold ISM as a high value, and who seek to involve internationals through specific outreaches or events
- **Tier 3** – chapters that have international student involvement without any targeted outreach

OVERALL CHAPTER BREAKDOWN



■ Tier 1 ■ Tier 2 ■ Tier 3

TIER 1 BREAKDOWN



■ Autonomous ■ Cooperative/Collaborative ■ Integrated

72 Tier 1 chapters, or ISM specific chapters, reported. These chapters primarily focus on international students in their outreach. They are divided into three basic ministry models:

- **Autonomous** – the international group is a chapter by itself and meets separately from others
- **Integrated** - an InterVarsity group with both international students and students from the US serving together in leadership and partnership
- **Cooperative/Collaborative** - a group that shares goals and decision-making responsibilities with one or more non-InterVarsity partners

44 out of 130 Tier 2 chapters reported. The remaining 823 chapters in InterVarsity are Tier 3 and do not report on the ISM Extension.



DEFINITION OF TERMS

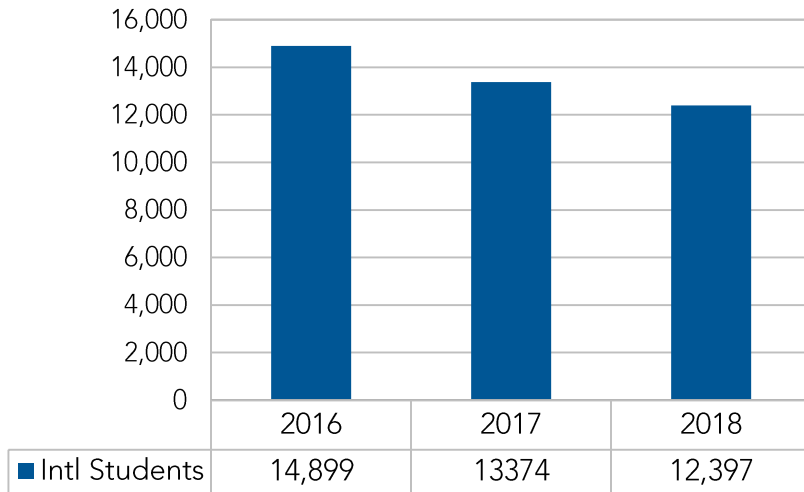
- **Reached** - anyone who attended at least one InterVarsity activity
- **Involved** - anyone who attends an InterVarsity activity regularly (50% or more)
- **Disciples** - anyone who is being consciously discipled
- **Student Leaders** - anyone with a defined leadership position in the group.
- **Leaders with Apprentices** – anyone who is discipling, mentoring, or otherwise helping develop another member into a leadership position
- **Leaders of Leaders** – anyone who holds a leadership position over other leaders
- **Converts** - anyone who made a first-time decision or a recommitment to follow Jesus

INTERNATIONAL STUDENT TRENDS - COMPARATIVE

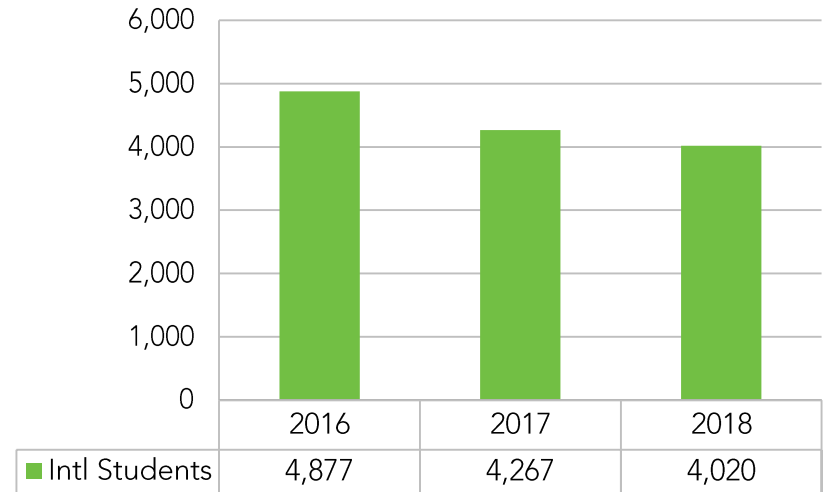
	2016-17	2017-18	% Change
Reached	13,374	12,397	-7.3%
Involved	4,267	4,020	-5.7%
Discipled	1,030	907	-11.9%
Student Leaders	555	538	-3.1%
Leaders with Apprentices	170	193	13.5%
Leaders of Leaders	97	83	-14.4%
Converts	202	140	-30.7%

5 YEAR TRENDS

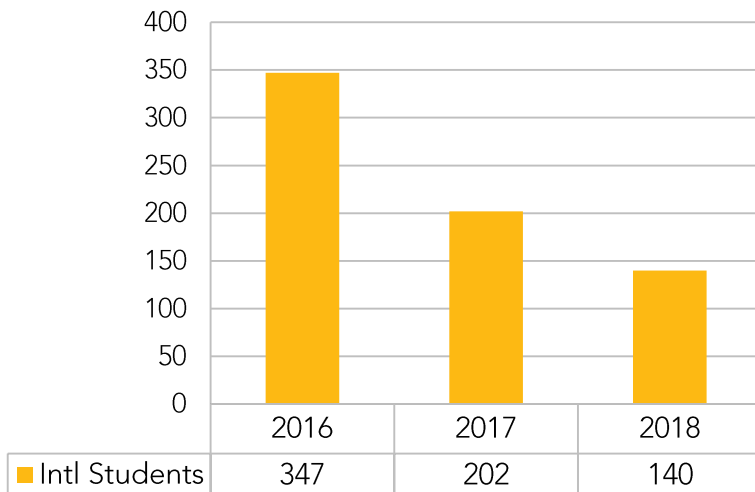
REACHED



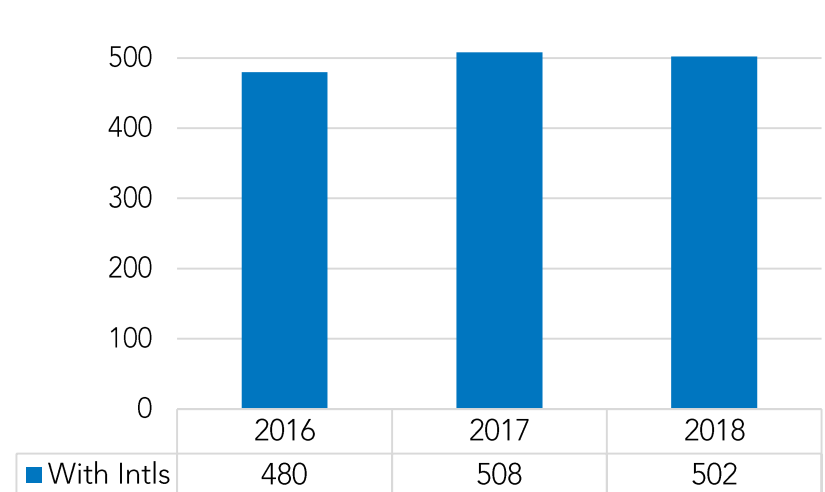
INVOLVED



CONVERTS

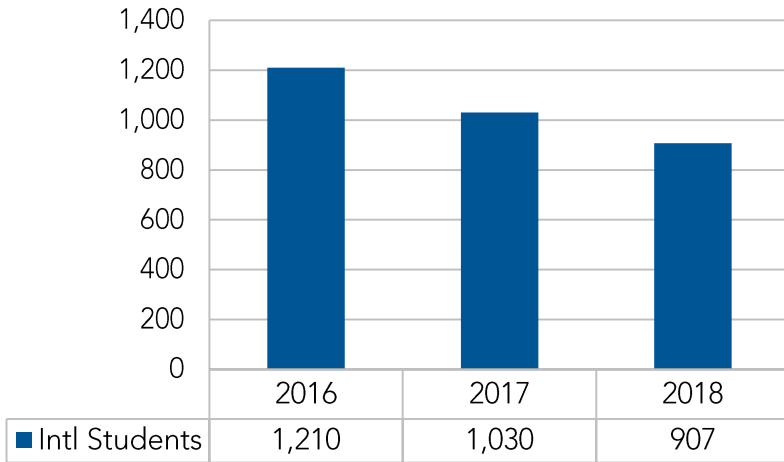


GIGs

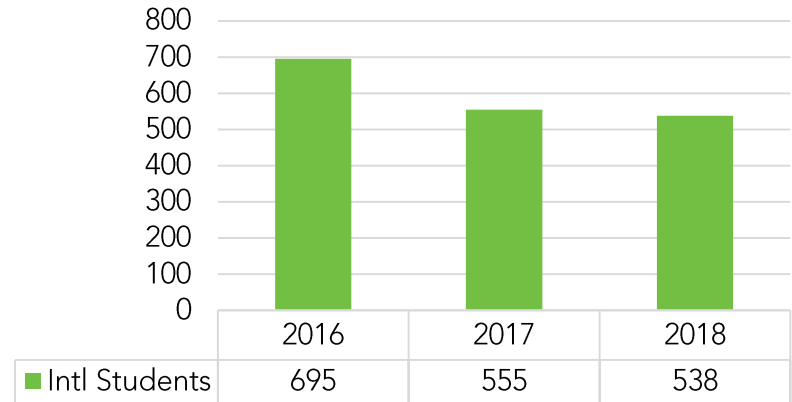


5 YEAR TRENDS

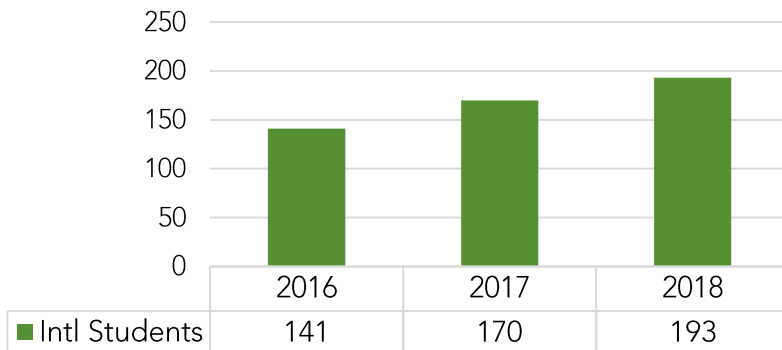
DISCIPLED



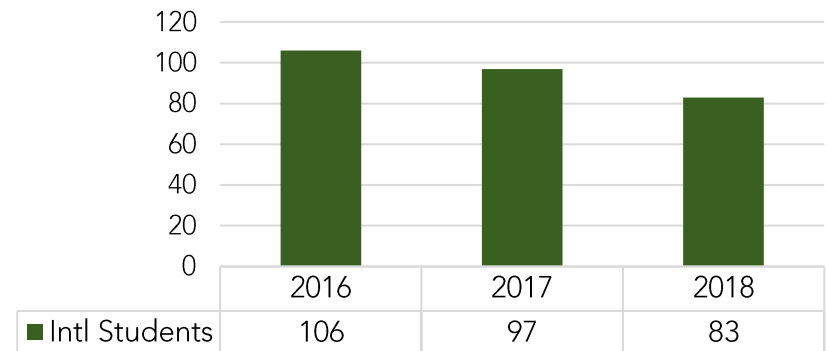
STUDENT LEADERS



LEADERS WITH APPRENTICES

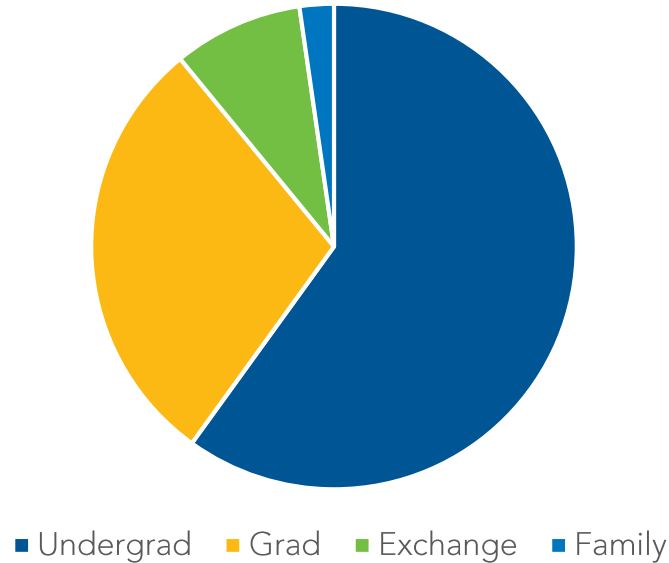


LEADERS OF LEADERS



INTERNATIONAL STUDENT DEMOGRAPHICS

INTERNATIONALS INVOLVED



Of internationals involved in all chapters (4,020), undergraduate students (2,706) are the majority over graduate students (1,314). Of the undergraduate and graduate students, exchange students and scholars (390) and non-student family members (103) make up a small percentage.

2,475 (61.6%) students were either participants with no spiritual interest or dedicated seekers.

The top 5 countries represented in InterVarsity groups are China, India, Japan, South Korea, and Iran.



REPRESENTATION BY COUNTRY – 109 COUNTRIES REPORTED*

This is not a complete list of all countries represented in Tier 1 and 2 chapters. However, it is the nearest approximation based on the data.

Afghanistan	Croatia	Iraq	Myanmar	South Sudan
Algeria	Czech Republic	Ireland	Nepal	Sri Lanka
Antigua and Barbuda	Dominican Republic	Italy	Netherlands	St. Kitts & Nevis St. Vincent & the Grenadines
Argentina	Ecuador	Jamaica	New Zealand	Suriname
Armenia	Egypt	Japan	Nicaragua	Swaziland
Australia	El Salvador	Jordan	Nigeria	Syria
Azerbaijan	England	Kazakhstan	Oman	Taiwan
Bahamas	Eritrea	Kenya	Pakistan	Tajikistan
Bangladesh	Ethiopia	Korea	Palestine	Tanzania
Bolivia	Fiji	Kuwait	Panama	Thailand
Botswana	Finland	Kyrgyzstan	Papua New Guinea	Togo
Brazil	France	Lebanon	Paraguay	Trinidad
Burkina Faso	Germany	Liberia	Peru	Tunisia
Cameroon	Ghana	Libya	Philippines	Turkey
Cambodia	Guinea Coackry	Macau	Portugal	Uganda
Canada	Haiti	Madagascar	Russia	United Kingdom
Cayman Islands	Honduras	Malaysia	Rwanda	United States
China	Hong Kong	Mali	Saba	Vietnam
Colombia	Hungary	Mexico	Saudi Arabia	Zambia
Congo	India	Mongolia	Scotland	Zimbabwe
Costa Rica	Indonesia	Montenegro	Singapore	
Cote d'Ivoire	Iran	Morocco	South Africa	

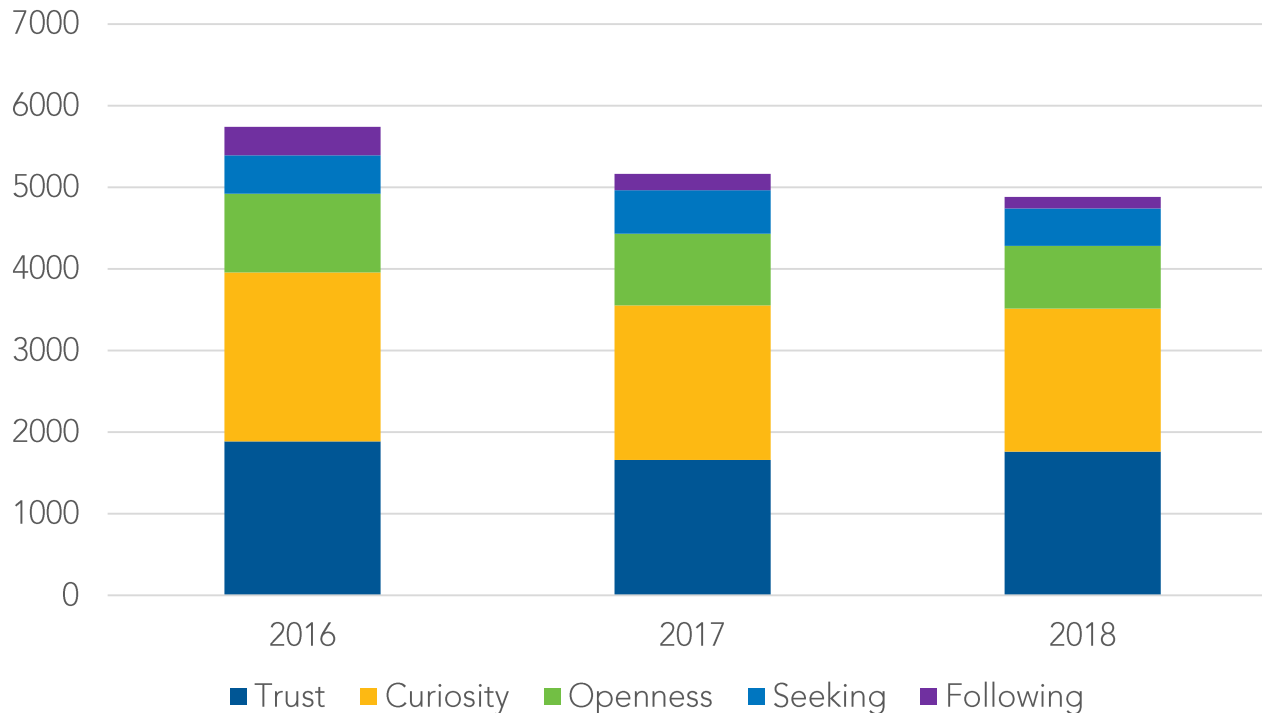
*Country names are listed by how students self-identify

EVANGELISM

502 I-GIGs (International Groups Investigating God) took place over the 2017-18 school year. I-GIGs are investigative Bible studies, usually taking place in 1-on-1 settings, that help seekers learn more about Jesus in a safe place.

Staff also reported the movement of their students through the 5 Thresholds for Evangelism: Trust, Curiosity, Openness, Seeking, and Following. This reporting method better shows the overall witness happening within ISM in a more complete light. Many students enter with a resistance to Christians and therefore movement along the thresholds counts important progress.

EVANGELISM AMONG INTERNATIONAL STUDENTS



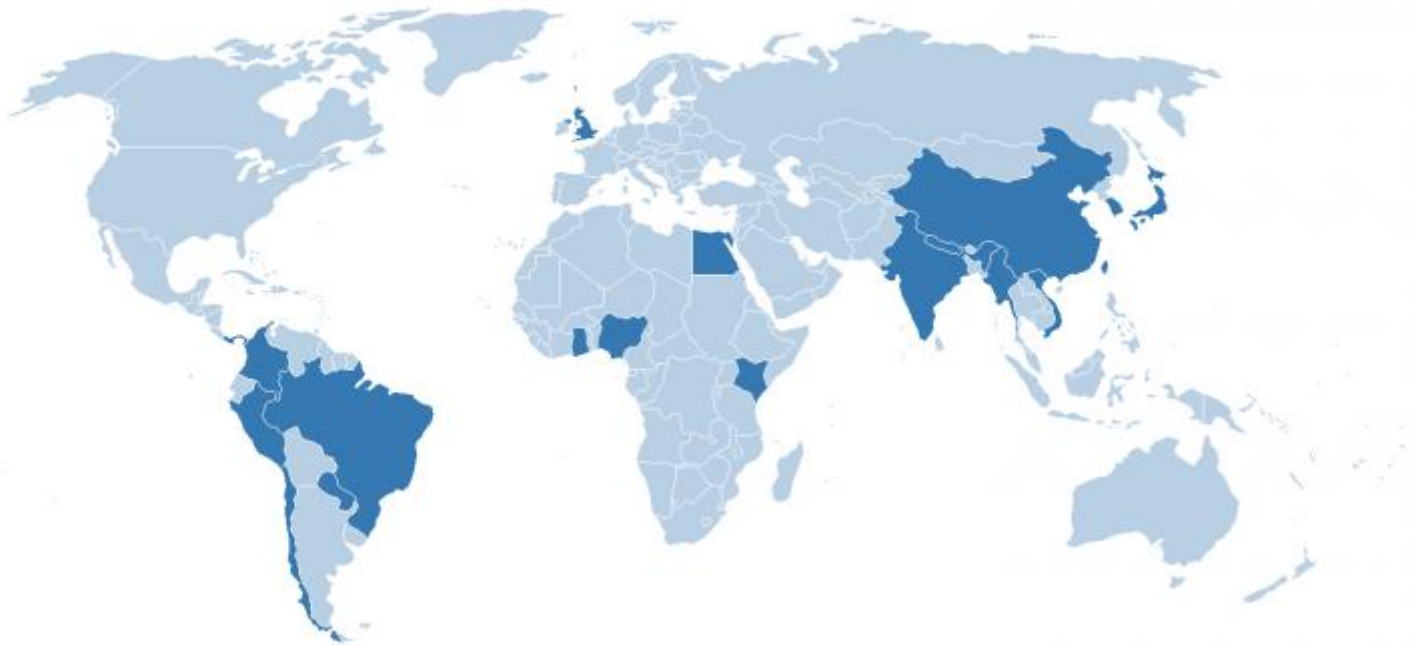
	New Christians
2016	347
2017	202
2018	140

Each student was counted only once. Staff counted students at the threshold they ended, not at each threshold they passed through. For example, if a student entered the fellowship in August not trusting Christians but in April was studying the Bible and praying, he would be counted in only the "Openness" category.

NEW CHRISTIANS

140 students (projected) made faith decisions to follow Jesus as Lord during the 2017-18 school year through the work of InterVarsity chapters.

Brazil	1	Hong Kong	3	Myanmar	1	Peru	3
Chile	1	India	4	Nepal	2	Taiwan	2
China	41	Japan	7	Nigeria	1	Undisclosed	4
Colombia	2	Kenya	1	Panama	2	United Kingdom	2
Egypt	1	Korea	1	Paraguay	1	Vietnam	1
Ghana	1						



REENTRY



	2017	2018
Total Students Leaving	870	1,034
OPT / Other studies in the US	409	709
Christians	251	396
Work Abroad	461	325
Christians	219	119

In an effort to better equip students to return home as Christian disciples and stay on the journey of Christian practices, the ISM Extension asked about the numbers of students graduating and traveling abroad. Of the **1,034** graduates, **709** were moving on to OPT or other work or study opportunities within the United States, and **325** planned to work abroad or return to their home country.

OPT stands for Optional Practical Training when international students can spend one year (or up to three years in science and technology fields) in the US working in a field relating to their major.