



**INTERVARSITY**  
INTERNATIONAL STUDENT MINISTRY

# REGIONAL REPORT

“ISM At A Glance”

Prepared by Sharon Messmore

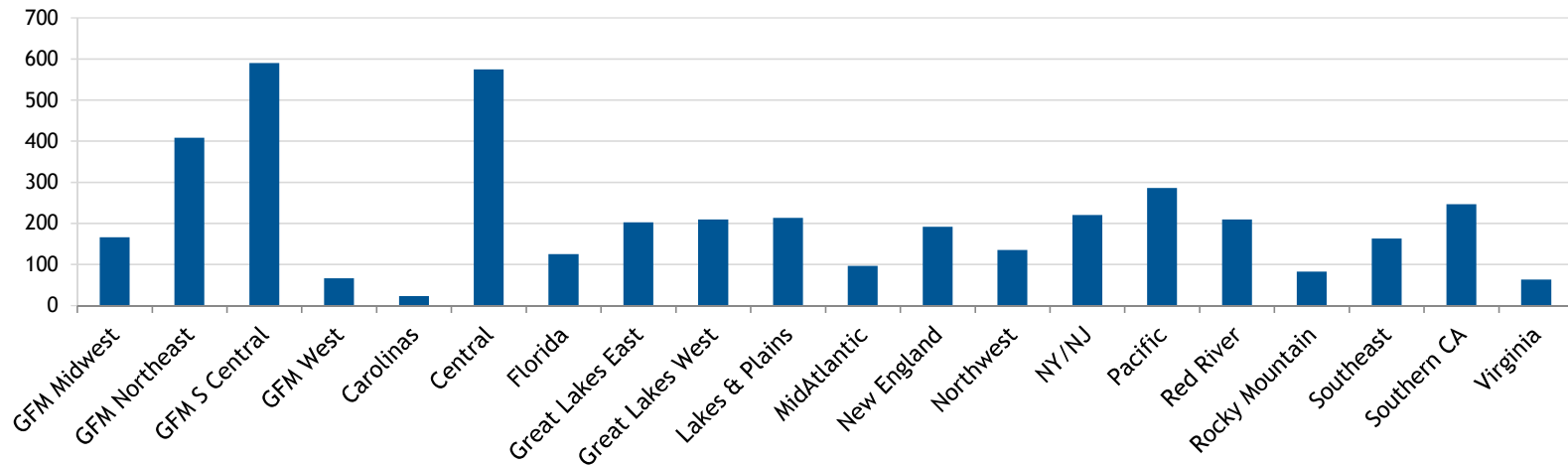
June 2017

# NATIONAL SUMMARY

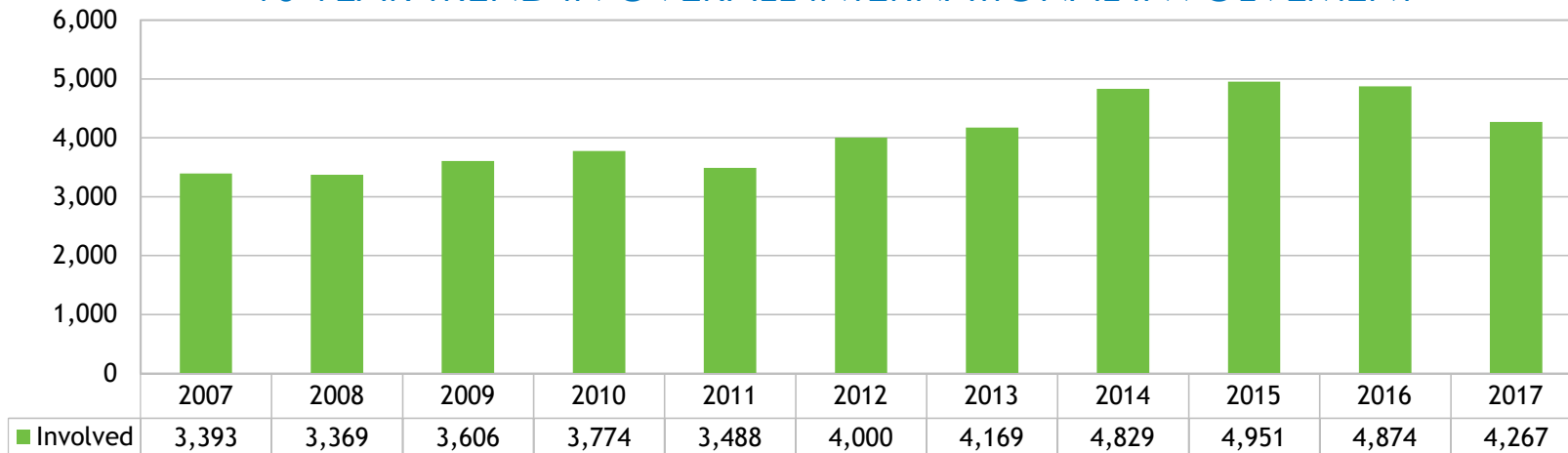


All data from the 2017 Annual Field Report, “Internationals Involved” and 2017 AFR ISM Extension

## NUMBER OF INTERNATIONALS IN INTERVARSITY PER REGION



## 10 YEAR TREND IN OVERALL INTERNATIONAL INVOLVEMENT



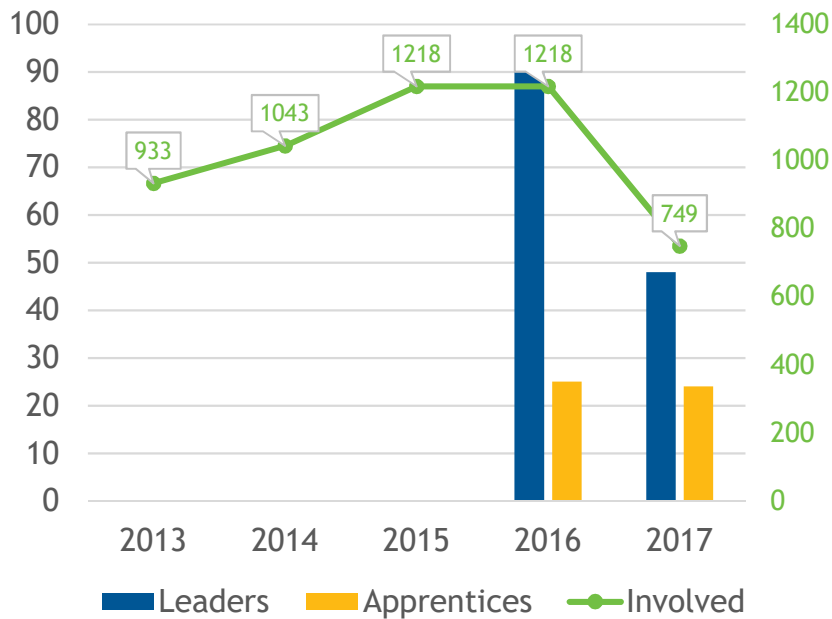
# TOP 20 SCHOOLS

Schools with 1,000+ internationals, data from the 2016 Open Doors report on Educational Exchange

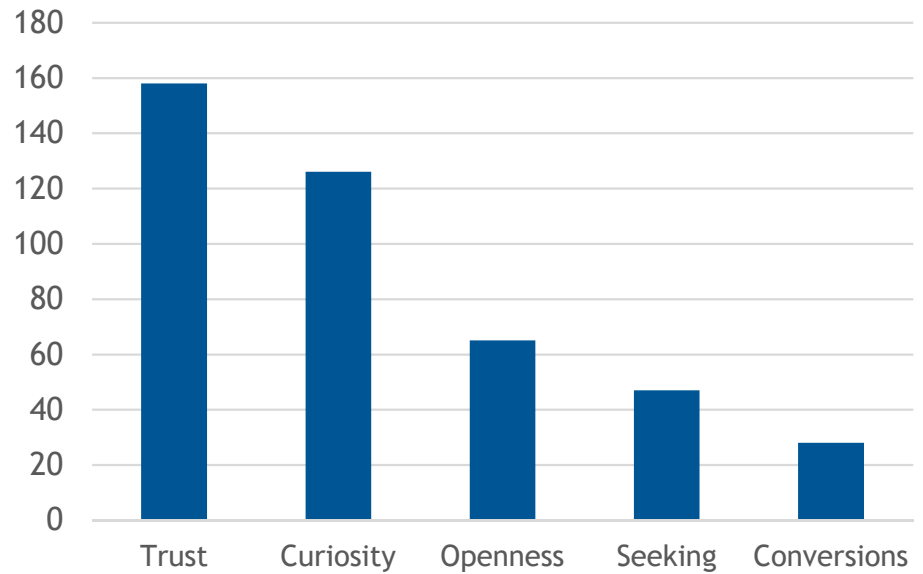
	<b>School</b>	<b>State</b>	<b>Internationals</b>
1	New York University	NY	15,543
2	University of Southern California	CA	13,340
3	Arizona State University	AZ	12,751
4	Columbia University	NY	12,740
5	University of Illinois-Urbana Champaign	IL	12,085
6	Northeastern University	MA	11,702
7	University of California -Los Angeles	CA	11,513
8	Purdue University -West Lafayette	IN	10,563
9	Boston University	MA	8,455
10	University of Washington	WA	8,259
11	Michigan State University	MI	8,256
12	University of Texas -Dallas	TX	8,145
13	Pennsylvania State University	PA	8,084
14	University of Michigan -Ann Arbor	MI	7,630
15	University of California -San Diego	CA	7,556
16	Univeristy of California -Berkeley	CA	7,313
17	Indiana University -Bloomington	IN	7,159
18	Ohio State University -Columbus	OH	7,117
19	Carnegie Mellon University	PA	7,051
20	University of Minnestoa -Twin Cities	MN	7,037

# WEST TERRITORY

### WEST TERRITORY INTL STUDENTS



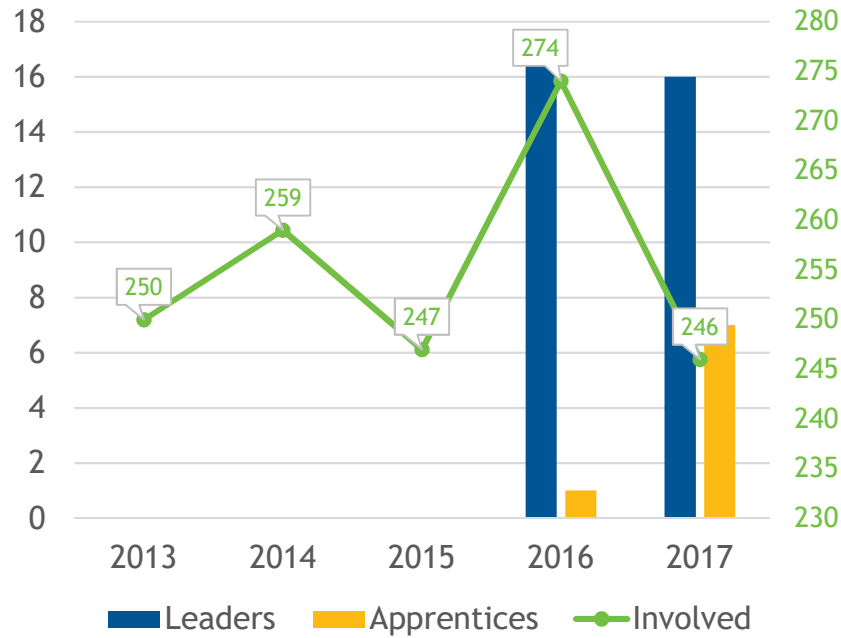
### EVANGELISM AMONG WEST TERRITORY INTERNATIONALS



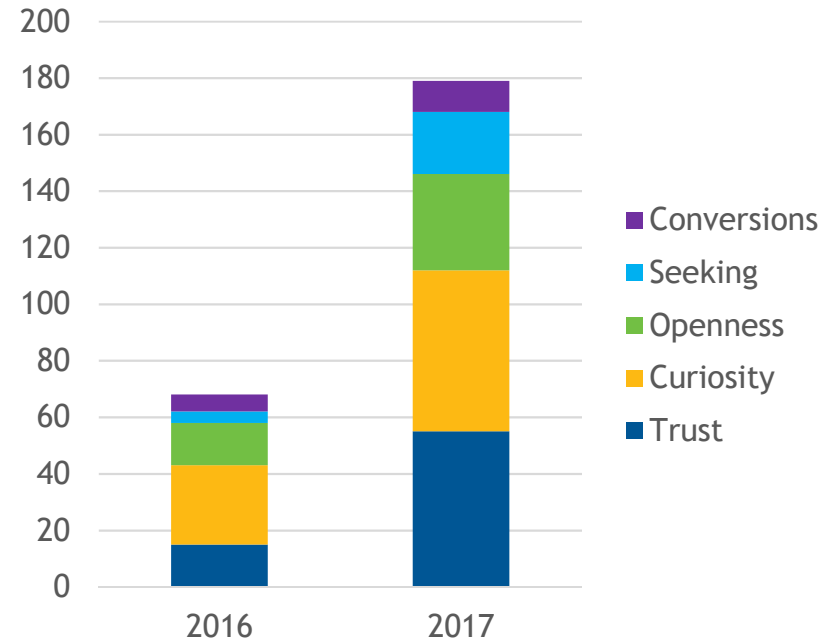
<b>Total Intl's in Region (from 1,000+ schools)</b>	170,574
<b>Internationals as Percentage of all InterVarsity Students</b>	10.3%
<b>Number of Chapters with 5+ ISM activity /Total Chapters</b>	40 /172

# SOUTHERN CALIFORNIA

### SO CAL REGION INTL STUDENTS



### EVANGELISM IN SO CAL INTLS



<b>Total Intls in Region (from 1,000+ schools)</b>	69,594
<b>Internationals as Percentage of InterVarsity Students</b>	7.7%
<b>Number of Chapters with 5+ ISM activity /Total Chapters</b>	12 /52

# SO CAL (CONTINUED)

Schools with 1,000+ internationals, data from the 2016 Open Doors report on Educational Exchange

\*denotes the presence of an InterVarsity chapter

## CALIFORNIA (SOUTHERN)

*University of Southern California	13,340
*University of California -Los Angeles	11,513
*University of California -San Diego	7,556
*University of California -Irvine	5,647
*California State University -Northridge	3,924
*California State University -Fullerton	3,502
Santa Monica College	3,551
*California State University -Long Beach	3,153
*San Diego State University	2,837
*University of California -Santa Barbara	2,557
*University of California -Riverside	1,839
*California State University -Los Angeles	1,770
Santa Barbara City College	1,424
California State University -San Bernardino	1,370
*Orange Coast College	1,205
Pepperdine University	1,148
*California State Polytechnic University - Pomona	1,139
*California State University -Fresno	1,081
*Pasadena City College	1,038

## InterVarsity Chapters with 5+ Internationals Involved

Fiscal Year 16-17

School	Chapter	2016	2017	% Chg.
California State Polytechnic U. - Pomona	INTL	10	19	90%
California State Univ. - Fresno	INTL	19	19	0%
California State Univ. -Fullerton	IVCF	2	9	350%
California State Univ. -Long Beach	IVCF	1	6	500%
California State Univ. San Marcos	IVCF	6	1	-83.3%
Fullerton College	IVCF	1	5	400%
Occidental College	IVCF	3	11	266.7%
Pasadena City College	INTL	24	41	70.8%
Pomona College	IVCF	8	--	-100%
Palomar College	IVCF	7	3	-57.1%
USC	IV-TCF	26	29	11.5%
UCLA	ON CAMP	4	6	50%
Univ. of California - San Diego	INTL	113	50	-55.8%
Univ. of California - San Diego	UNDRGRAD	1	15	1400%
Univ. of Nevada - Las Vegas	IVCF	9	0	-100%
Univ. of San Diego	IVCF	4	5	25%
<b>TOTAL # OF 5+ CHAPTERS</b>		<b>9</b>	<b>12</b>	<b>33.3%</b>