



**INTERVARSITY**  
INTERNATIONAL STUDENT MINISTRY

# REGIONAL REPORT

“ISM At A Glance”

Prepared by Sharon Messmore

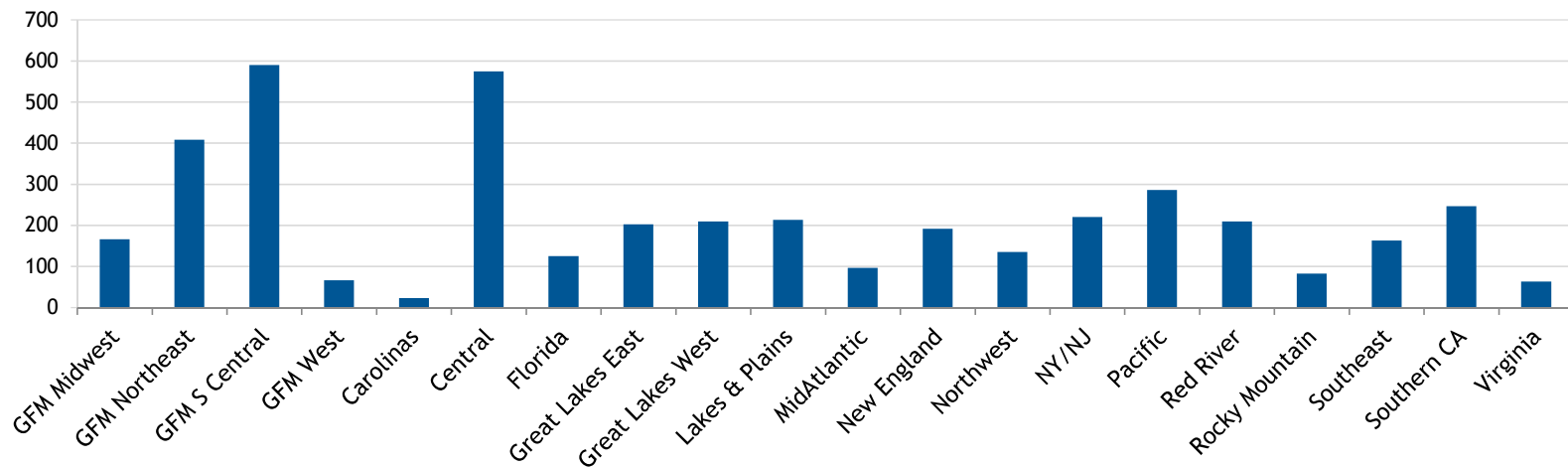
June 2017

# NATIONAL SUMMARY

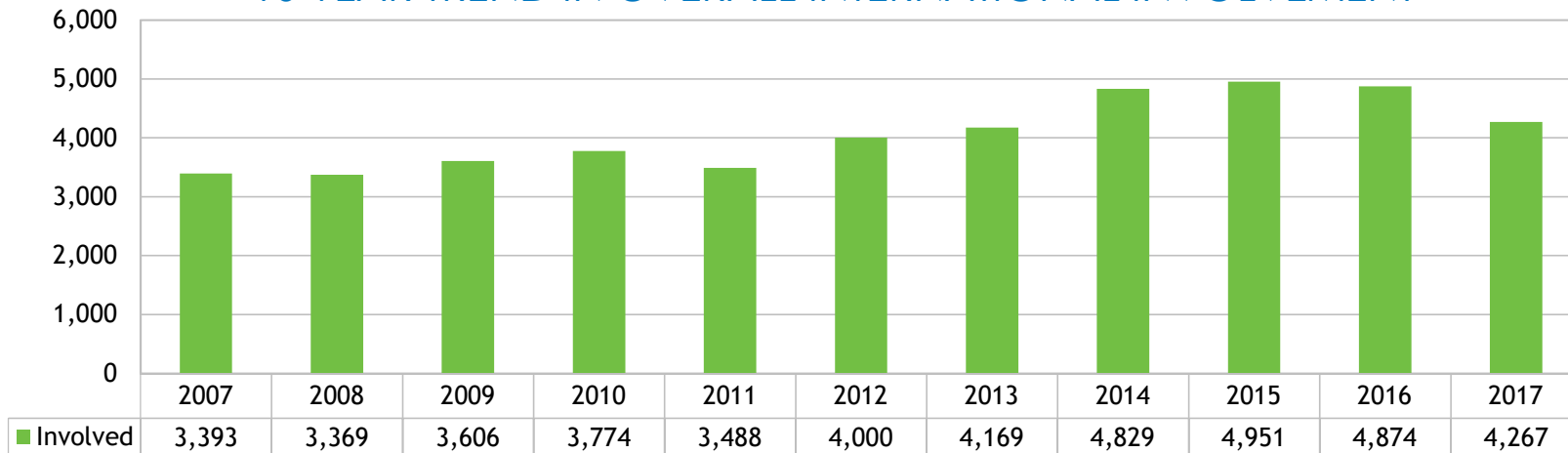


All data from the 2017 Annual Field Report, “Internationals Involved” and 2017 AFR ISM Extension

## NUMBER OF INTERNATIONALS IN INTERVARSITY PER REGION



## 10 YEAR TREND IN OVERALL INTERNATIONAL INVOLVEMENT



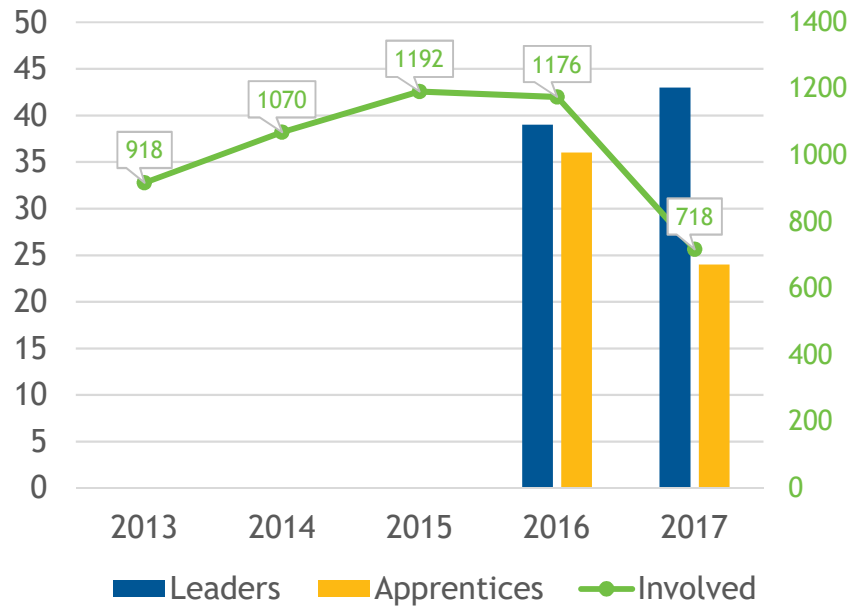
# TOP 20 SCHOOLS

Schools with 1,000+ internationals, data from the 2016 Open Doors report on Educational Exchange

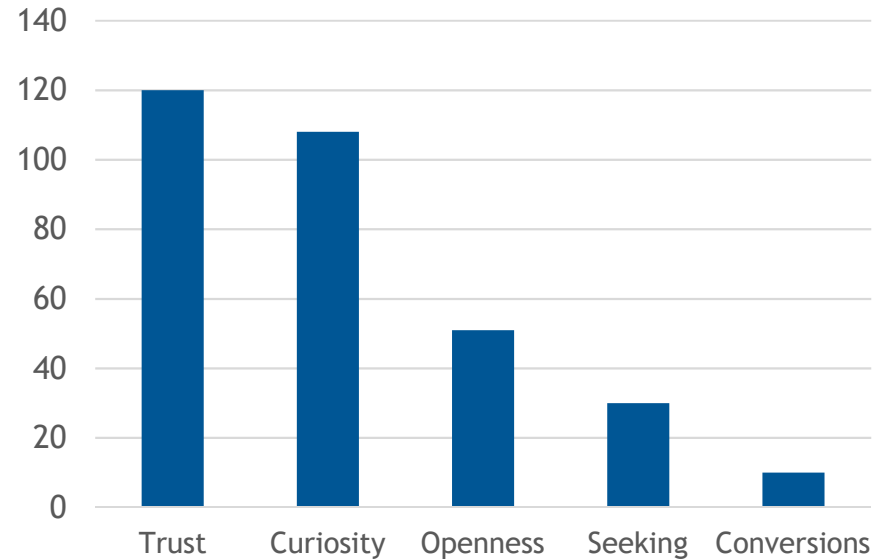
	<b>School</b>	<b>State</b>	<b>Internationals</b>
1	New York University	NY	15,543
2	University of Southern California	CA	13,340
3	Arizona State University	AZ	12,751
4	Columbia University	NY	12,740
5	University of Illinois-Urbana Champaign	IL	12,085
6	Northeastern University	MA	11,702
7	University of California -Los Angeles	CA	11,513
8	Purdue University -West Lafayette	IN	10,563
9	Boston University	MA	8,455
10	University of Washington	WA	8,259
11	Michigan State University	MI	8,256
12	University of Texas -Dallas	TX	8,145
13	Pennsylvania State University	PA	8,084
14	University of Michigan -Ann Arbor	MI	7,630
15	University of California -San Diego	CA	7,556
16	Univeristy of California -Berkeley	CA	7,313
17	Indiana University -Bloomington	IN	7,159
18	Ohio State University -Columbus	OH	7,117
19	Carnegie Mellon University	PA	7,051
20	University of Minnestoa -Twin Cities	MN	7,037

# EAST TERRITORY

### EAST TERRITORY INTL STUDENTS



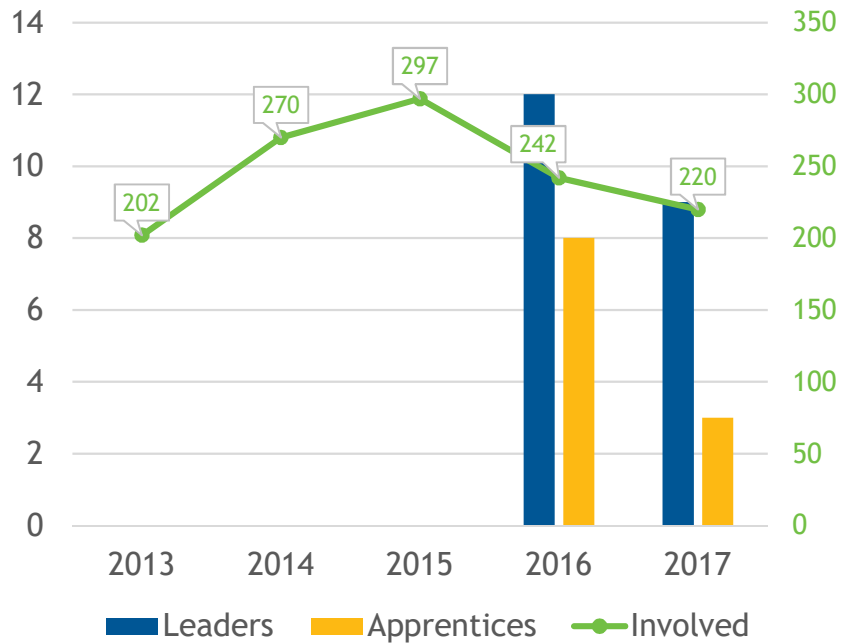
### EVANGELISM AMONG EAST TERRITORY INTERNATIONALS



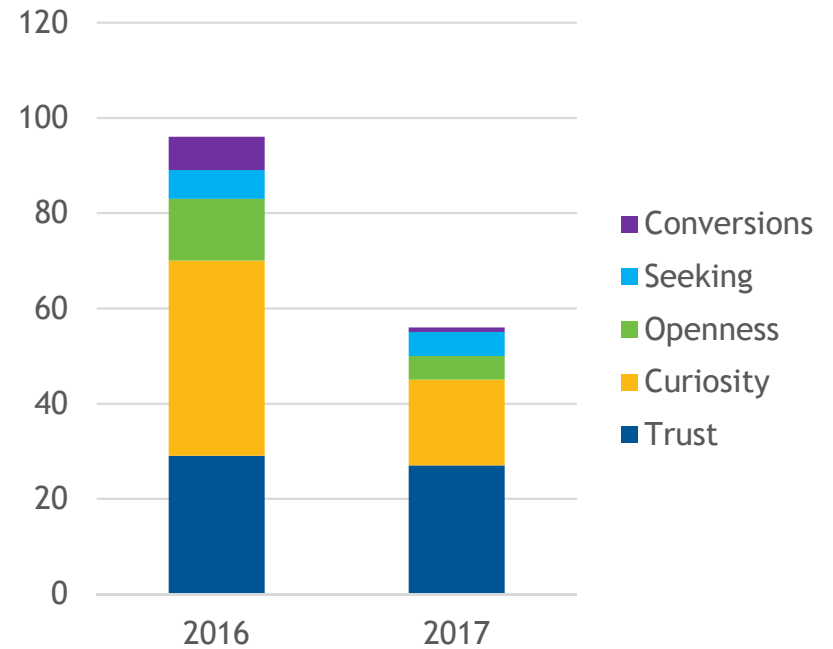
<b>Total Intls in Cluster (from 1,000+ schools)</b>	207,487
<b>Internationals as Percentage of all InterVarsity Students</b>	5.8%
<b>Number of Chapters with 5+ ISM activity /Total Chapters</b>	44 / 305

# NEW YORK/NEW JERSEY

### NY/NJ REGION INTL STUDENTS



### EVANGELISM IN NY/NJ INTLS



<b>Total Intls in Region (from 1,000+ schools)</b>	110,049
<b>Internationals as Percentage of InterVarsity Students</b>	7.4%
<b>Number of Chapters with 5+ ISM activity /Total Chapters</b>	15 /63

# NY/NJ (CONTINUED)

Schools with 1,000+ internationals, data from the 2016 Open Doors report on Educational Exchange  
 \*denotes presence of an InterVarsity chapter

## NEW YORK

*New York University	15,543
*Columbia University	12,740
*SUNY University at Buffalo	7,026
*Cornell University	6,008
*SUNY Stony Brook University	5,609
Syracuse University	5,259
The New School	4,042
University of Rochester	3,432
*SUNY Binghamton University	3,395
*Rochester Institute of Technology	3,248
*New York Institute of Technology -Old Westbury	2,895
Fordham University	2,772
*CUNY Baruch College	2,430
Pace University -New York	2,210
School of Visual Arts	2,019
SUNY University at Albany	1,974
Pratt Institute	1,824
New York Film Academy	1,492
*Rensselaer Polytechnic Institute -Troy	1,459
*St. John's University	1,433
*Hofstra University	1,312
SUNY Fashion Institute of Technology	1,296
Teachers College, Columbia University	1,204
*Monroe College	1,112
*Nassau Community College	1,006

## InterVarsity Chapters with 5+ Internationals Involved

Fiscal Year 16-17

School	Chapter	2016	2017	% Chg.
Adelphi Univ.	IVCF	2	9	350%
Clarkson Univ.	Global IV	11	16	45.5%
Columbia Univ.	UNDRGRAD	21	16	-23.8%
Cooper Union for Adv Sci & Art	IVCF	5	7	40%
Cornell Univ.	Asian American InterVarsity	16	13	-18.8%
CUNY Brooklyn College	IVCF	8	4	-50%
CUNY John Jay College of Justice	IVCF	0	5	--
Fairleigh Dickinson Univ.	IVCF	10	9	-10%
Manhattan School of Music	ARTS	17	3	-82.4%
New York Univ.	AACF	29	30	3.4%
New York Univ.	MEF	10	15	50%
Rensselaer Polytechnic Institute	UNDRGRAD	12	6	-50%
Rutgers Univ.	DG/CK	3	12	300%
Rutgers Univ.	MEF	5	8	60%
Skidmore College	IVCF	17	8	-52.9%
St. Lawrence Univ.	IVCF	9	5	-44.4%
Vassar College	IVCF	6	5	-16.7%
<b>TOTAL # OF 5+ CHAPTERS</b>		<b>14</b>	<b>15</b>	<b>7.1%</b>

## NEW JERSEY

*Rutgers University -New Brunswick	6,040
*New Jersey Institute of Technology	3,088
Stevens Institute of Technology	3,045
Princeton University	2,034
*Fairleigh Dickinson University	1,589
*Rutgers University -Newark	1,513