



INTERVARSITY
INTERNATIONAL STUDENT MINISTRY

REGIONAL REPORT

“ISM At A Glance”

Prepared by Sharon Messmore

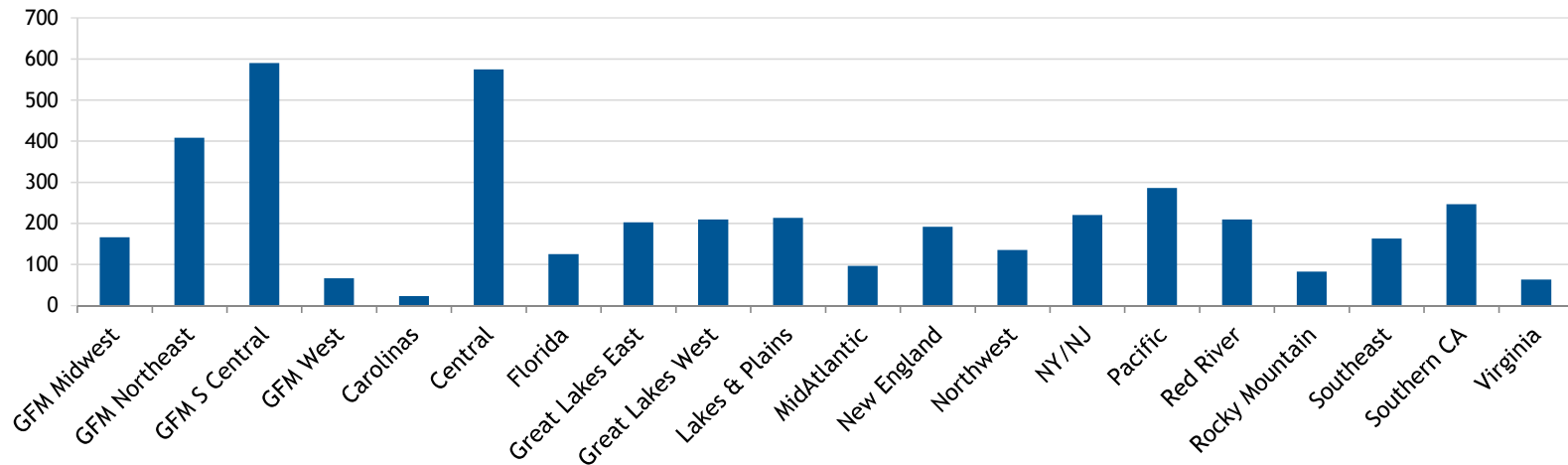
June 2017

NATIONAL SUMMARY

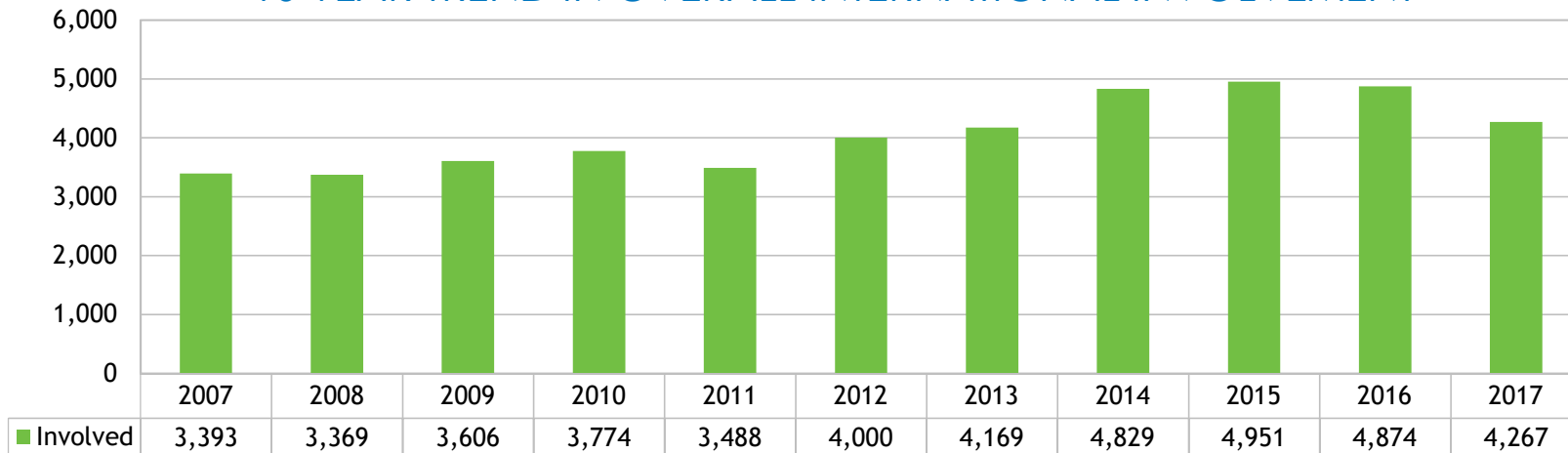


All data from the 2017 Annual Field Report, “Internationals Involved” and 2017 AFR ISM Extension

NUMBER OF INTERNATIONALS IN INTERVARSITY PER REGION



10 YEAR TREND IN OVERALL INTERNATIONAL INVOLVEMENT



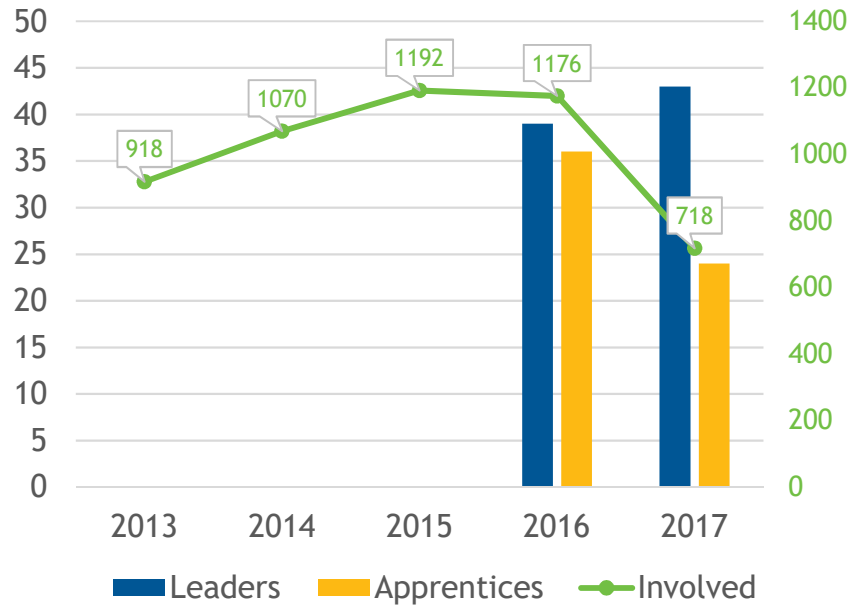
TOP 20 SCHOOLS

Schools with 1,000+ internationals, data from the 2016 Open Doors report on Educational Exchange

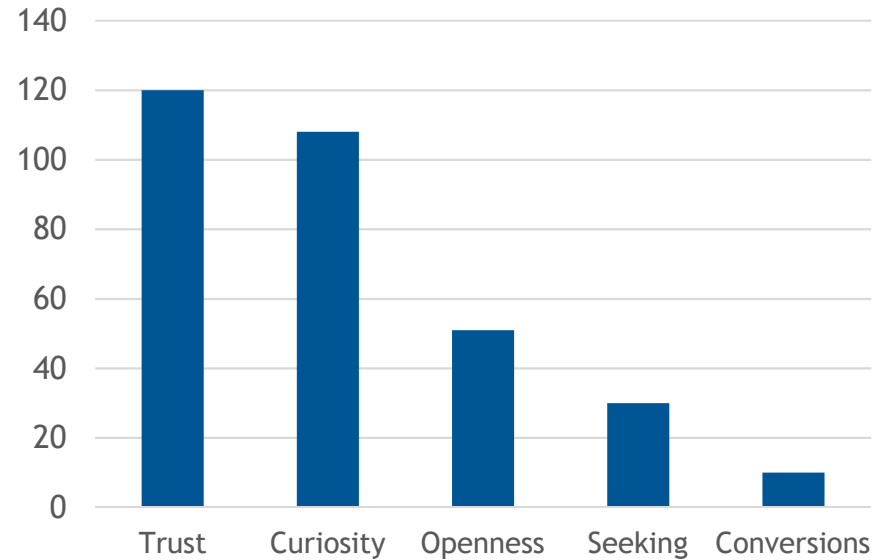
	School	State	Internationals
1	New York University	NY	15,543
2	University of Southern California	CA	13,340
3	Arizona State University	AZ	12,751
4	Columbia University	NY	12,740
5	University of Illinois-Urbana Champaign	IL	12,085
6	Northeastern University	MA	11,702
7	University of California -Los Angeles	CA	11,513
8	Purdue University -West Lafayette	IN	10,563
9	Boston University	MA	8,455
10	University of Washington	WA	8,259
11	Michigan State University	MI	8,256
12	University of Texas -Dallas	TX	8,145
13	Pennsylvania State University	PA	8,084
14	University of Michigan -Ann Arbor	MI	7,630
15	University of California -San Diego	CA	7,556
16	Univeristy of California -Berkeley	CA	7,313
17	Indiana University -Bloomington	IN	7,159
18	Ohio State University -Columbus	OH	7,117
19	Carnegie Mellon University	PA	7,051
20	University of Minnestoa -Twin Cities	MN	7,037

EAST TERRITORY

EAST TERRITORY INTL STUDENTS



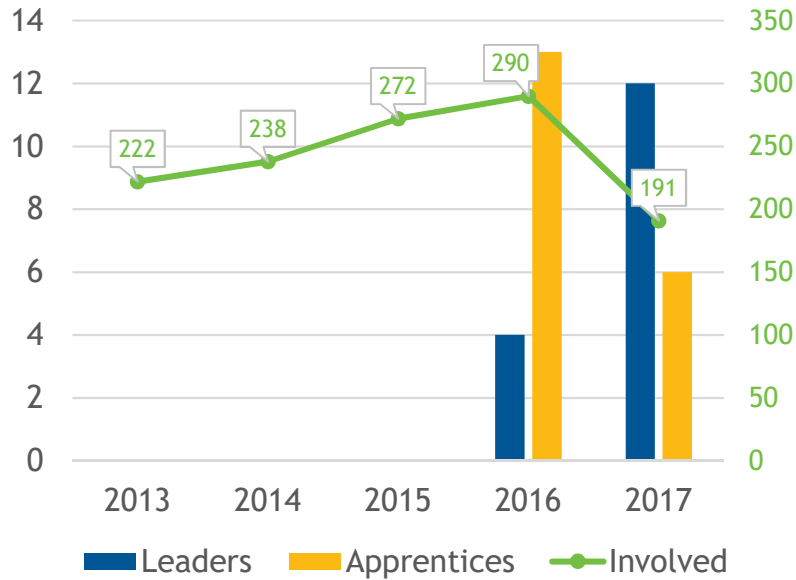
EVANGELISM AMONG EAST TERRITORY INTERNATIONALS



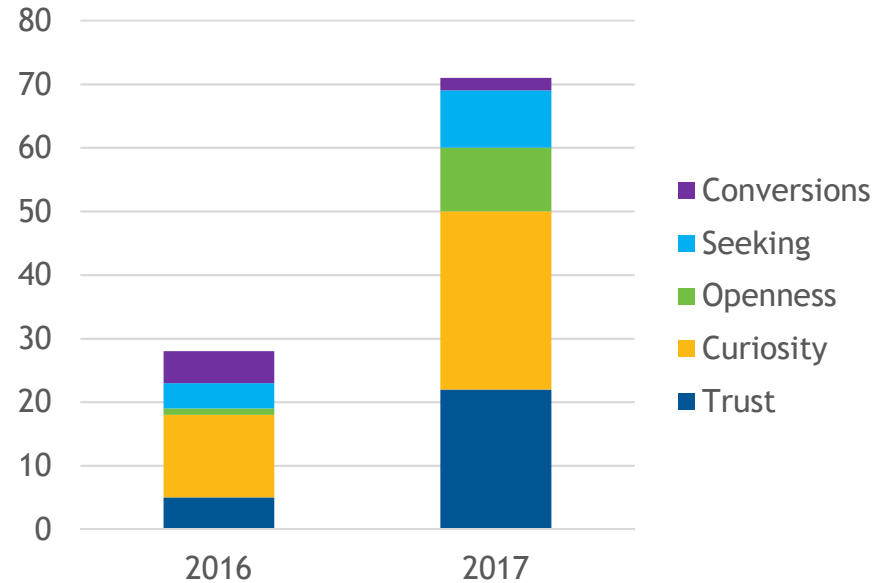
Total Intls in Cluster (from 1,000+ schools)	207,487
Internationals as Percentage of all InterVarsity Students	5.8%
Number of Chapters with 5+ ISM activity /Total Chapters	44 / 305

NEW ENGLAND

NEW ENGLAND REGION INTL STUDENTS



EVANGELISM IN NEW ENGLAND INTLS



Total Intls in Region (from 1,000+ schools)	66,142
Internationals as Percentage of InterVarsity Students	7.9%
Number of Chapters with 5+ ISM activity /Total Chapters	13 /87

NEW ENGLAND (CONTINUED)

Schools with 1,000+ internationals, data from the 2016 Open Doors report on Educational Exchange

*denotes the presence of an InterVarsity chapter

RHODE ISLAND

*Brown University	1,842
Johnson and Wales University -Providence	1,486

NEW HAMPSHIRE

*Dartmouth College	1,367
*Southern New Hampshire University	1,358
*University of New Hampshire	1,073

MASACHUSETTS

*Northeastern University	11,702
*Boston University	8,455
*Harvard University	5,679
*Massachusetts Institute of Technology	4,575
*University of Massachusetts -Amherst	2,897
*University of Massachusetts -Boston	2,320
*Boston College	1,852
Suffolk University	1,744
*Worcester Polytechnic Institute	1,681
Brandeis University	1,676
*University of Massachusetts -Lowell	1,608
Bentley University	1,281
*Tufts University	1,274
Babson College	1,134
*Clark University	1,036

CONNECTICUT

*University of Connecticut	3,732
Yale University	3,089
*University of Bridgeport	1,883
University of New Haven	1,420

InterVarsity Chapters with 5+ Internationals Involved

Fiscal Year 16-17

School	Chapter	2016	2017	% Chg.
Amherst College	IVCF	12	13	8.3%
Bates College	IVCF	8	5	-37.5%
Boston Univ.	AACF	6	7	16.7%
Boston Univ.	MEF	11	4	-63.6%
Bridgewater State Univ.	IVCF	4	6	50%
Brown Univ.	MULT	3	6	100%
Berklee College of Music	IVCF	7	4	-42.9%
Clark Univ.	IVCF	24	25	4.2%
Colby College	IVCF	8	4	-50%
Middlebury College	IVCF	14	2	-85.7%
Mass. College of Pharmacy -Boston	IVCF	6	7	16.7%
MIT	MIT-IV	7	1	-85.7%
Mount Holyoke College	IVCF	7	5	-28.6%
Northeastern Univ.	IVCF	36	21	-41.7%
Smith College	IVCF	22	8	-63.6%
Southern Maine Tech College	InterVarsity - South Portland	5	2	-60%
Southern New Hampshire Univ.	IVCF	7	1	-85.7%
Tufts Univ.	Tufts IV	11	6	-45.5%
Univ. of Massachusetts - Amherst	UNDRGRAD	6	6	0%
Univ. of New Hampshire - Durham	IVCF	8	0	-100%
Univ. of Rhode Island	IVCF	5	3	-40%
Wheaton College - Norton	IVCF	7	3	-57.1%
Williams College	IVCF	5	6	20%
TOTAL # OF 5+ CHAPTERS		21	13	-38.1%