



**INTERVARSITY**  
INTERNATIONAL STUDENT MINISTRY

# REGIONAL REPORT

“ISM At A Glance”

Prepared by Sharon Messmore

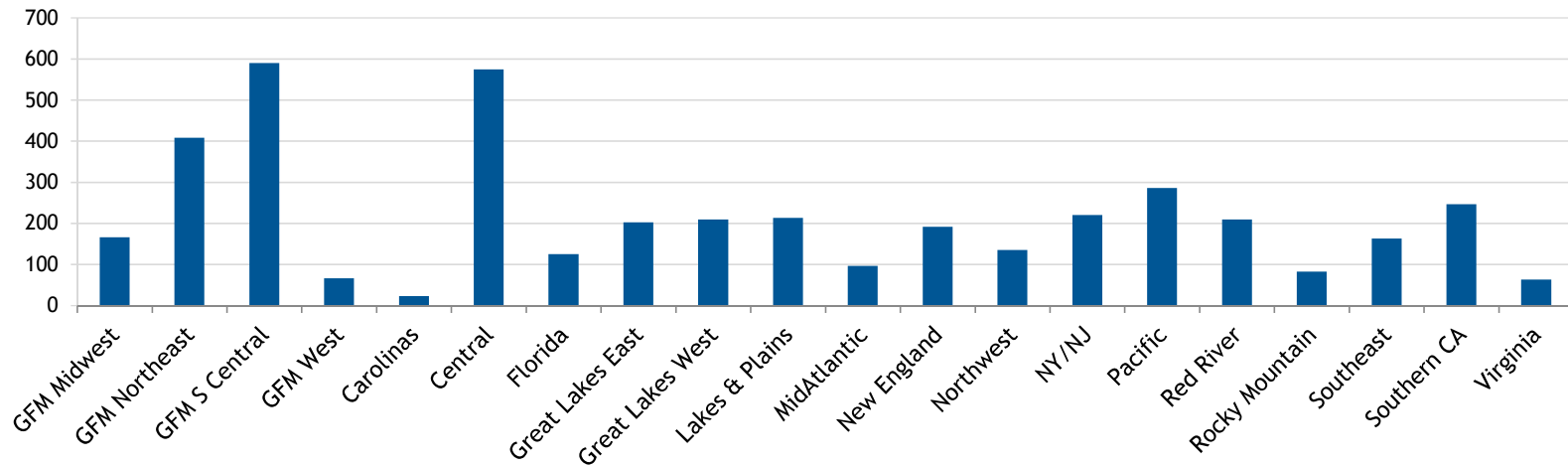
June 2017

# NATIONAL SUMMARY

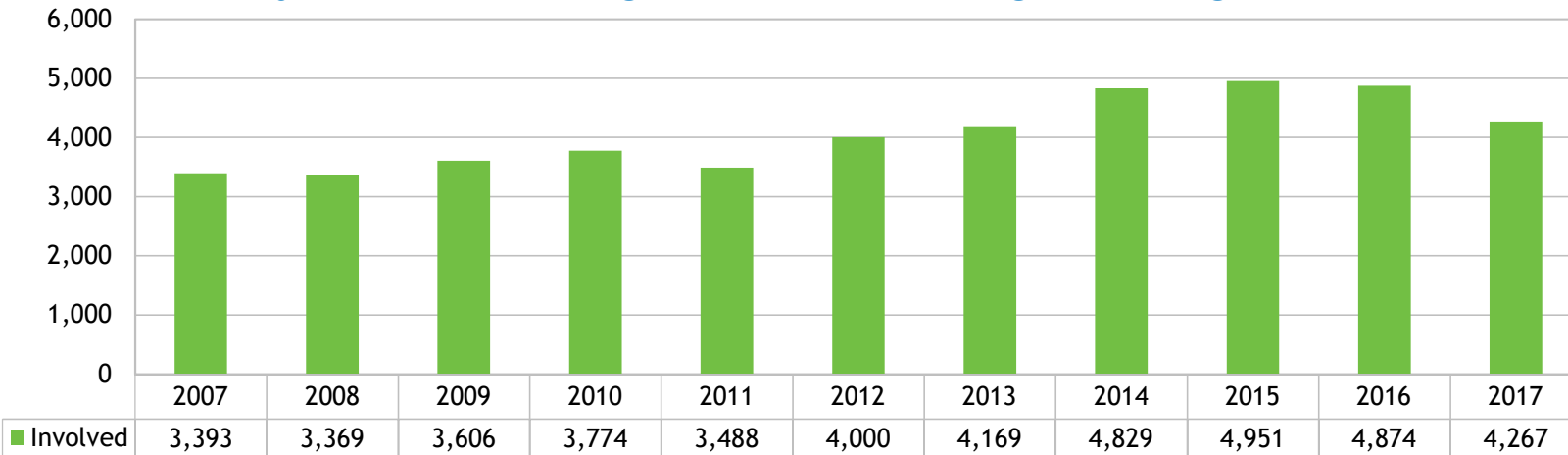


All data from the 2017 Annual Field Report, “Internationals Involved” and 2017 AFR ISM Extension

## NUMBER OF INTERNATIONALS IN INTERVARSITY PER REGION



## 10 YEAR TREND IN OVERALL INTERNATIONAL INVOLVEMENT



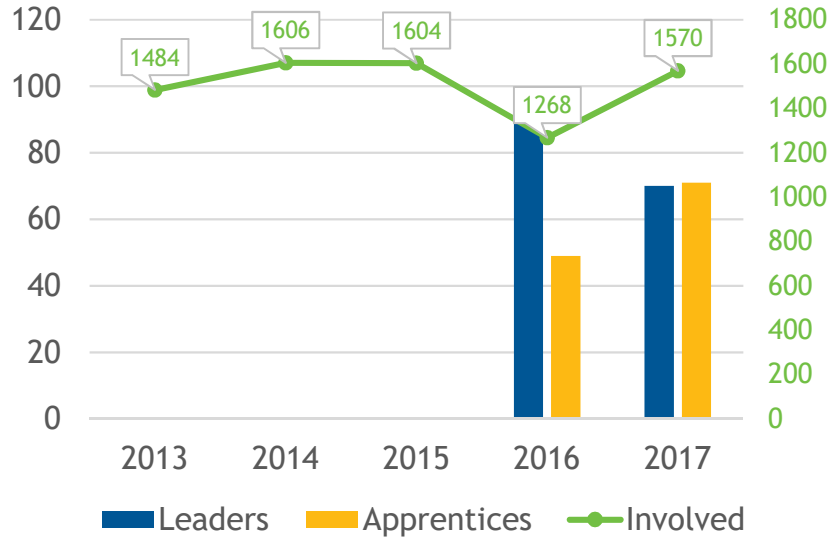
# TOP 20 SCHOOLS

Schools with 1,000+ internationals, data from the 2016 Open Doors report on Educational Exchange

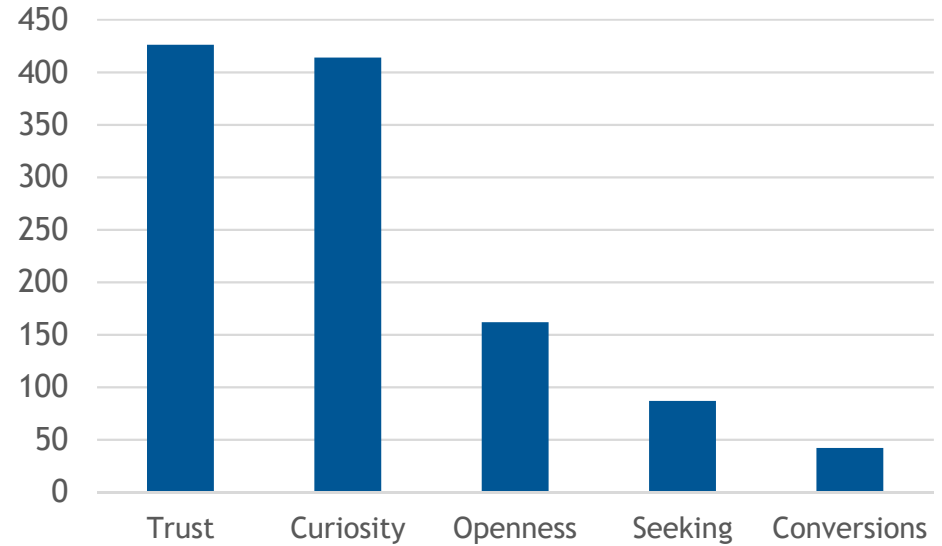
	<b>School</b>	<b>State</b>	<b>Internationals</b>
1	New York University	NY	15,543
2	University of Southern California	CA	13,340
3	Arizona State University	AZ	12,751
4	Columbia University	NY	12,740
5	University of Illinois-Urbana Champaign	IL	12,085
6	Northeastern University	MA	11,702
7	University of California -Los Angeles	CA	11,513
8	Purdue University -West Lafayette	IN	10,563
9	Boston University	MA	8,455
10	University of Washington	WA	8,259
11	Michigan State University	MI	8,256
12	University of Texas -Dallas	TX	8,145
13	Pennsylvania State University	PA	8,084
14	University of Michigan -Ann Arbor	MI	7,630
15	University of California -San Diego	CA	7,556
16	Univeristy of California -Berkeley	CA	7,313
17	Indiana University -Bloomington	IN	7,159
18	Ohio State University -Columbus	OH	7,117
19	Carnegie Mellon University	PA	7,051
20	University of Minnestoa -Twin Cities	MN	7,037

# CENTRAL TERRITORY

### CENTRAL TERRITORY INTL STUDENTS



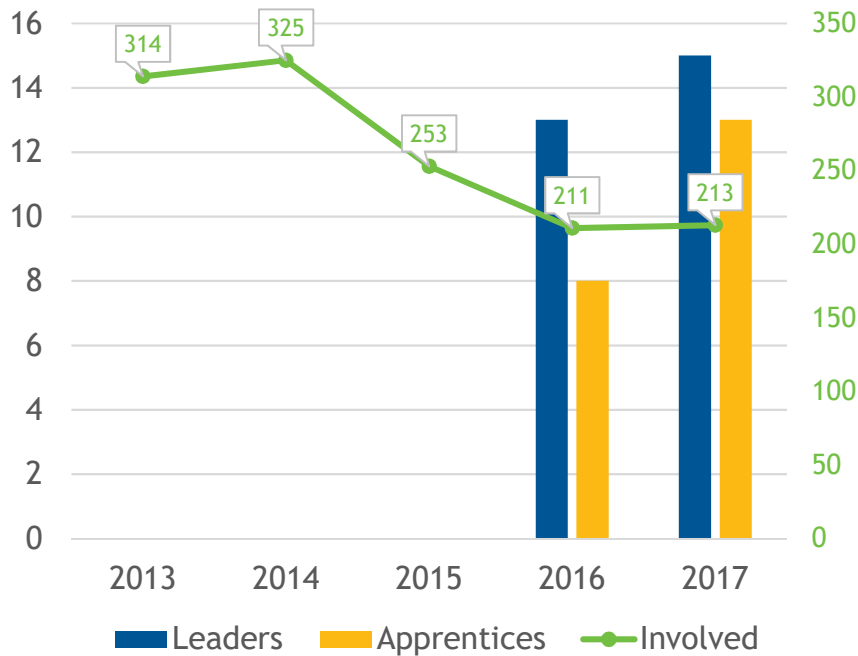
### EVANGELISM AMONG CENTRAL TERRITORY INTERNATIONALS



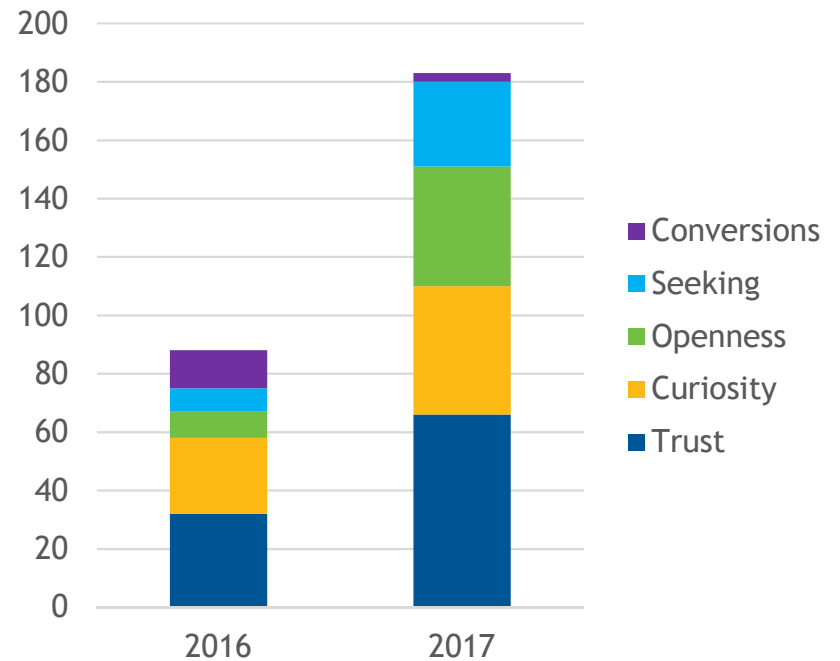
<b>Total Intls in Region (from 1,000+ schools)</b>	140,333
<b>Internationals as Percentage of all InterVarsity Students</b>	10.9%
<b>Number of Chapters with 5+ ISM activity /Total Chapters</b>	82 / 349

# LAKES & PLAINS

### L&P REGION INTL STUDENTS



### EVANGELISM IN L&P INTLS



<b>Total Intl's in Region (from 1,000+ schools)</b>	20,445
<b>Internationals as Percentage of InterVarsity Students</b>	7.3%
<b>Number of Chapters with 5+ ISM activity /Total Chapters</b>	11 /62

# LAKES & PLAINS (CONTINUED)

Schools with 1,000+ internationals, data from the 2016 Open Doors report on Educational Exchange

\*denotes the presence of an InterVarsity chapter

## MICHIGAN (UPPER PENINSULA)

*Michigan Technological University	1,574
------------------------------------	-------

## NORTH DAKOTA

*North Dakota State University -Fargo	1,002
---------------------------------------	-------

## MINNESOTA

*University of Minnesota -Twin Cities	7,037
*Minnesota State University -Mankato	1,281
*St. Cloud University -St. Cloud	1,245

## WISCONSIN

*University of Wisconsin -Madison	6,440
*University of Wisconsin -Milwaukee	1,862

## InterVarsity Chapters with 5+ Internationals Involved

Fiscal Year 16-17

School	Chapter	2016	2017	% Chg.
Carroll Univ. of Wisconsin	IVCF	2	16	700%
Macalester College	IVCF	8	4	-50%
Marquette Univ.	IVCF	5	2	-60%
Michigan Tech	ISM	19	24	26.3%
Milwaukee School of Engineering	IVCF	8	2	-75%
North Dakota State Univ.	IVCF	10	7	-30%
North Dakota State Univ.	ISM	25	--	-100%
Northeast Wisconsin Technical College	IVCF	6	12	100%
Univ. of Minnesota - Morris	IVCF	5	0	-100%
Univ. of Wisconsin - Eau Claire	IVCF	20	35	75%
Univ. of Wisconsin - Madison	AAIV	9	8	-11.1%
Univ. of Wisconsin - Madison	UNDERGRAD	7	5	-28.6%
Univ. of Wisconsin - Milwaukee	IVCF	1	9	800%
Univ. of Wisconsin - Oshkosh	IVCF	3	6	100%
University of Wisconsin - River Falls	IVCF	10	7	-30%
Univ. of Wisconsin - Stevens Point	IVCF	34	38	11.8%
<b>TOTAL # OF 5+ CHAPTERS</b>		<b>13</b>	<b>11</b>	<b>-15.4%</b>