



INTERVARSITY
INTERNATIONAL STUDENT MINISTRY

REGIONAL REPORT

“ISM At A Glance”

Prepared by Sharon Messmore

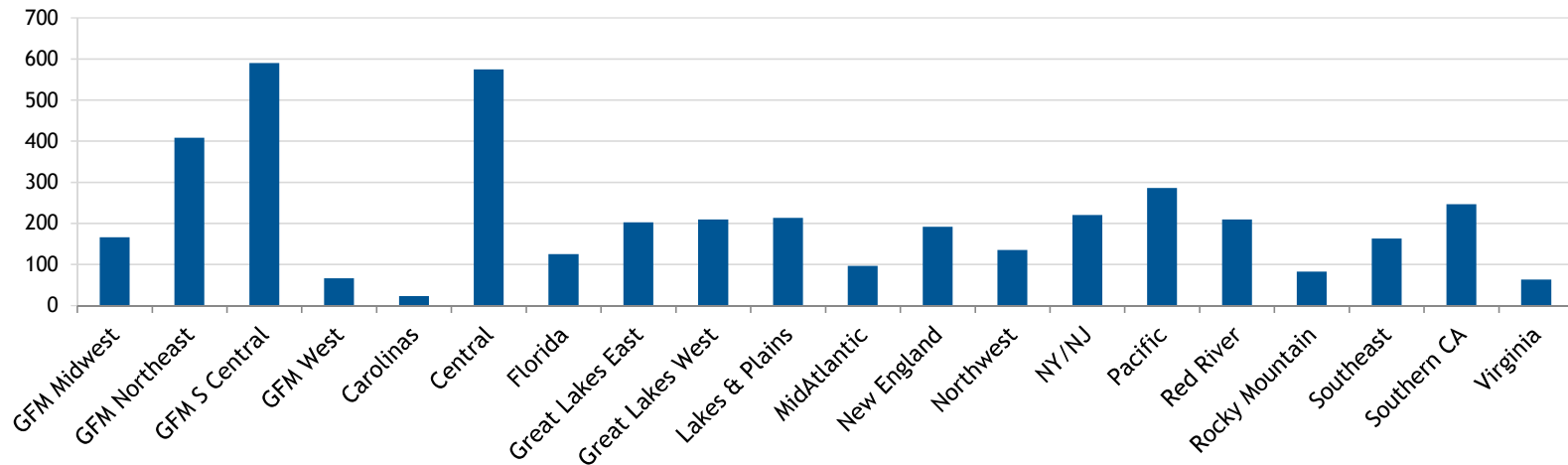
June 2017

NATIONAL SUMMARY

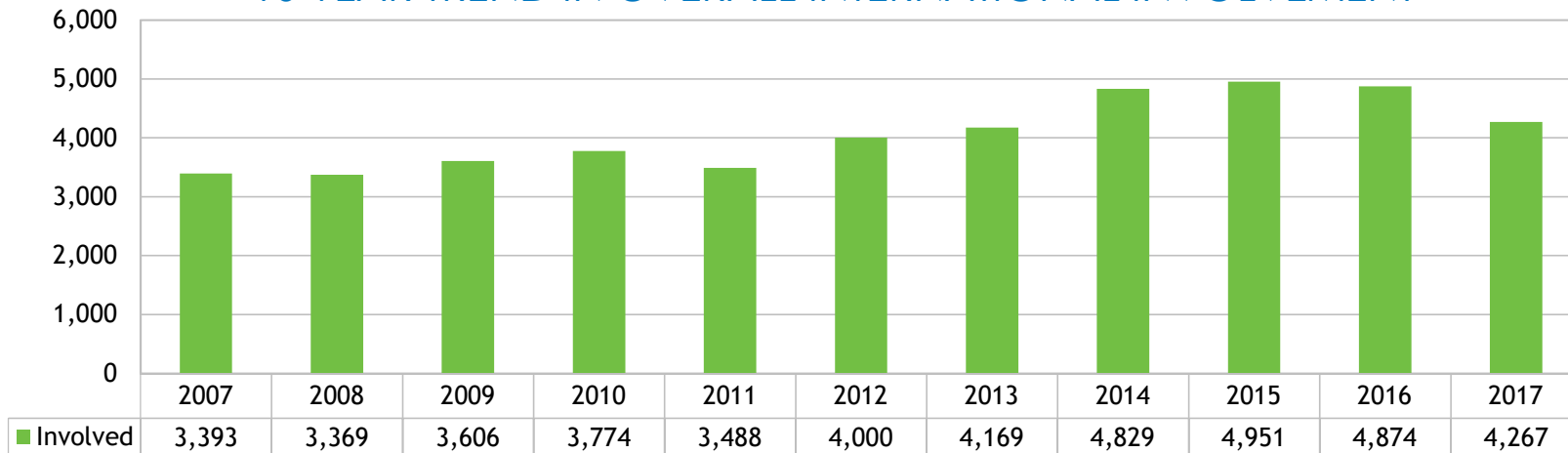


All data from the 2017 Annual Field Report, “Internationals Involved” and 2017 AFR ISM Extension

NUMBER OF INTERNATIONALS IN INTERVARSITY PER REGION



10 YEAR TREND IN OVERALL INTERNATIONAL INVOLVEMENT



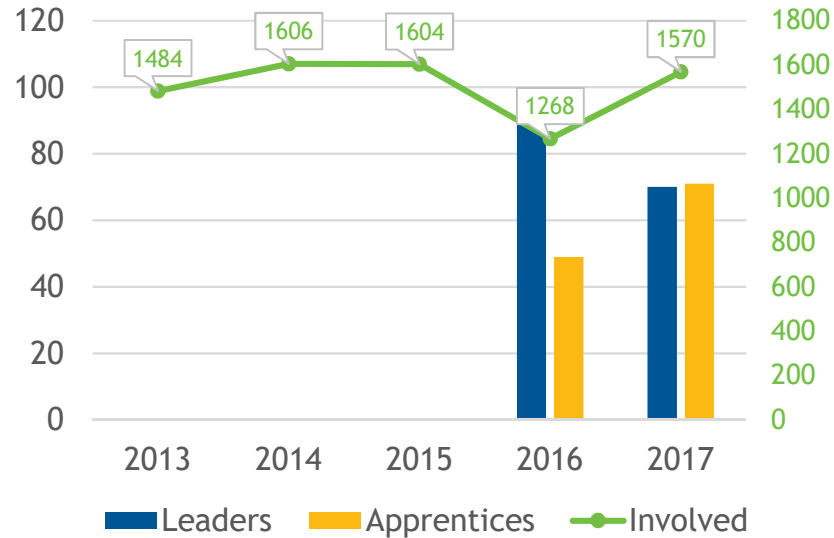
TOP 20 SCHOOLS

Schools with 1,000+ internationals, data from the 2016 Open Doors report on Educational Exchange

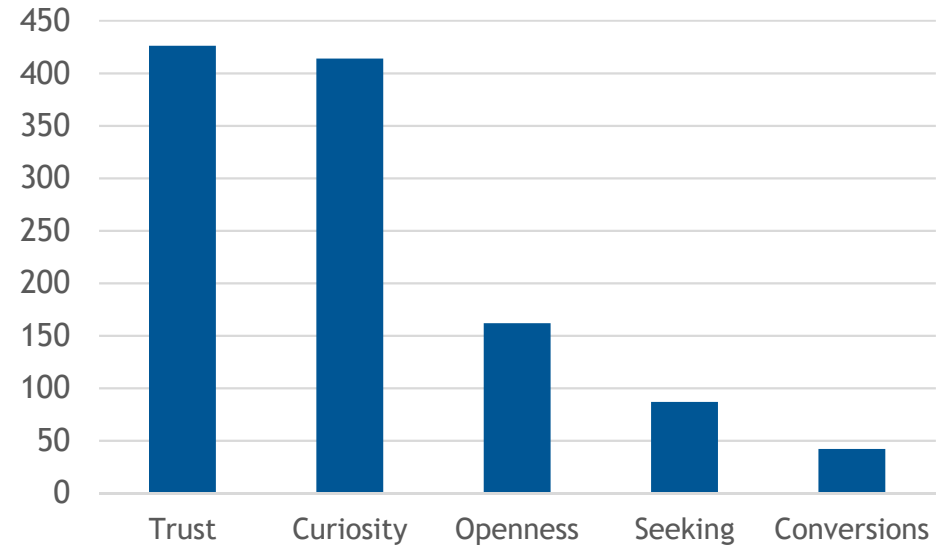
	School	State	Internationals
1	New York University	NY	15,543
2	University of Southern California	CA	13,340
3	Arizona State University	AZ	12,751
4	Columbia University	NY	12,740
5	University of Illinois-Urbana Champaign	IL	12,085
6	Northeastern University	MA	11,702
7	University of California -Los Angeles	CA	11,513
8	Purdue University -West Lafayette	IN	10,563
9	Boston University	MA	8,455
10	University of Washington	WA	8,259
11	Michigan State University	MI	8,256
12	University of Texas -Dallas	TX	8,145
13	Pennsylvania State University	PA	8,084
14	University of Michigan -Ann Arbor	MI	7,630
15	University of California -San Diego	CA	7,556
16	Univeristy of California -Berkeley	CA	7,313
17	Indiana University -Bloomington	IN	7,159
18	Ohio State University -Columbus	OH	7,117
19	Carnegie Mellon University	PA	7,051
20	University of Minnestoa -Twin Cities	MN	7,037

CENTRAL TERRITORY

CENTRAL TERRITORY INTL STUDENTS



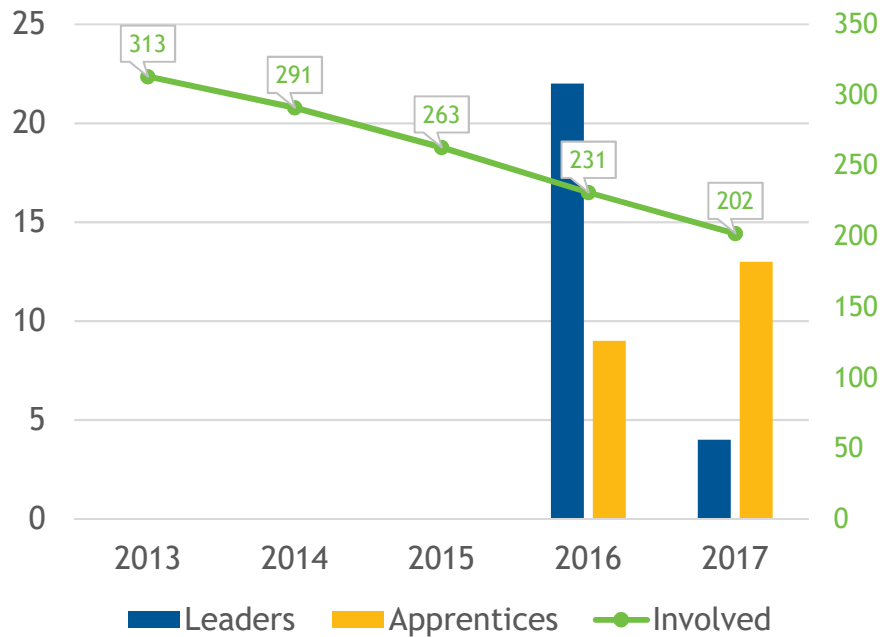
EVANGELISM AMONG CENTRAL TERRITORY INTERNATIONALS



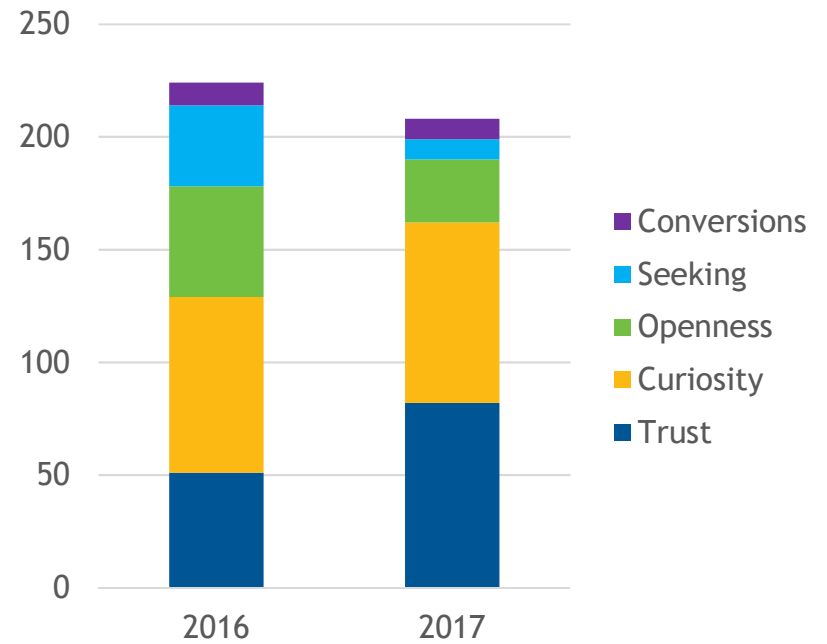
Total Intls in Region (from 1,000+ schools)	140,333
Internationals as Percentage of all InterVarsity Students	10.9%
Number of Chapters with 5+ ISM activity /Total Chapters	82 / 349

GREAT LAKES EAST

GLE REGION INTL STUDENTS



EVANGELISM IN GLE INTLS



Total Intls in Region (from 1,000+ schools)	70,423
Internationals as Percentage of InterVarsity Students	6.1%
Number of Chapters with 5+ ISM activity /Total Chapters	15 /57

GREAT LAKES EAST (CONTINUED)

Schools with 1,000+ internationals, data from the 2016 Open Doors report on Educational Exchange

*denotes the presence of an InterVarsity chapter

OHIO

*Ohio State University -Columbus	7,117
*University of Cincinnati	3,932
Kent State University -Kent	3,397
*Case Western Reserve University	2,447
Wright State University -Dayton	2,439
Miami University -Oxford	2,281
University of Dayton	2,108
University of Toledo	2,069
*Cleveland State University	1,951
Ohio University -Athens	1,891
*University of Akron -Akron	1,416

MICHIGAN

*Michigan State University	8,256
*University of Michigan -Ann Arbor	7,630
*Wayne State University	3,076
*Western Michigan University	2,022
Michigan Technological University	1,574
*Central Michigan University	1,306
*University of Michigan -Dearborn	1,117

PENNSYLVANIA (WESTERN)

*Carnegie Mellon University	7,051
*University of Pittsburgh -Pittsburgh	3,946
Indiana University of Pennsylvania	1,065

WEST VIRGINIA

*West Virginia University	2,332
---------------------------	-------

InterVarsity Chapters with 5+ Internationals Involved

Fiscal Year 16-17

School	Chapter	2016	2017	% Chg.
Carnegie Mellon Univ.	UNDRGRAD	19	12	-36.8%
Case Western Reserve Univ.	UNDERGRAD	10	13	30%
College of Wooster	WCF	10	10	0%
Columbus State Community College	IVCF	7	0	-100%
Grand Valley State Univ.	IVCF	9	12	33.3%
Hillsdale College	IVCF	7	5	28.6%
Marietta College	IVCF	1	11	1000%
Michigan State Univ.	Asian Christian InterVarsity	6	3	-50%
Oakland Univ.	IVCF	7	7	0%
Oberlin College	OCF	5	8	60%
Ohio State Univ. - Columbus	ISM	6	5	-16.7%
Univ. of Akron	IVCF	6	4	-33.3%
Univ. of Michigan - Ann Arbor	AIV	5	5	0%
Univ. of Michigan - Ann Arbor	IVCF/ME	3	5	66.7%
Univ. of Michigan - Ann Arbor	ICF	23	8	-65.2%
Univ. of Michigan -Dearborn	IVCF	3	6	100%
Univ. of Michigan - Flint	IVCF	10	7	-30%
West Virginia Univ.	ISM	42	64	52.4%
Western Michigan Univ.	CBC	6	1	-83.3%
TOTAL # OF 5+ CHAPTERS		17	15	-11.8%