



INTERVARSITY
INTERNATIONAL STUDENT MINISTRY

REGIONAL REPORT

“ISM At A Glance”

Prepared by Sharon Messmore

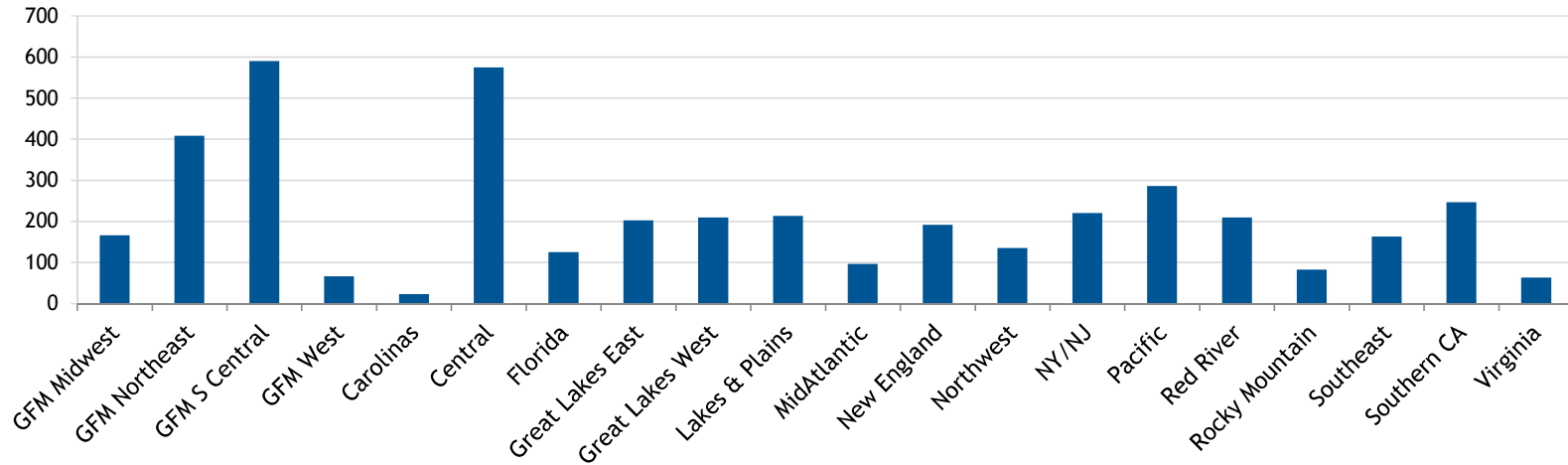
June 2017

NATIONAL SUMMARY

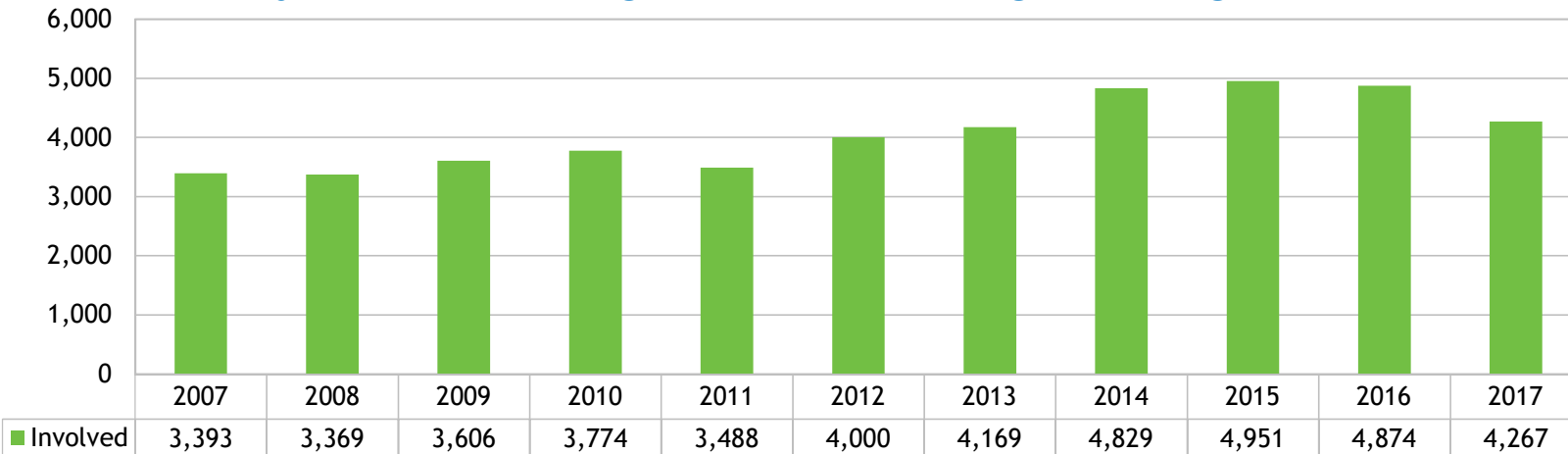


All data from the 2017 Annual Field Report, “Internationals Involved” and 2017 AFR ISM Extension

NUMBER OF INTERNATIONALS IN INTERVARSITY PER REGION



10 YEAR TREND IN OVERALL INTERNATIONAL INVOLVEMENT



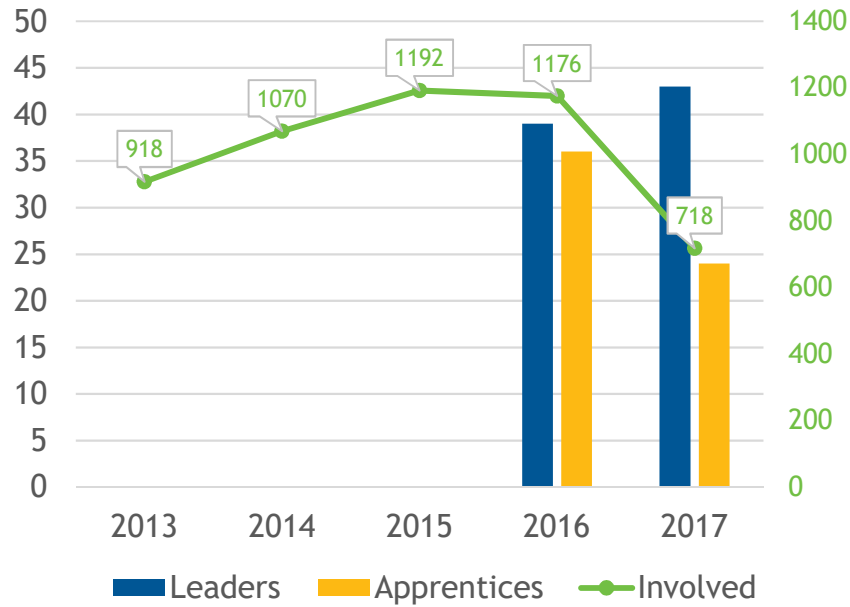
TOP 20 SCHOOLS

Schools with 1,000+ internationals, data from the 2016 Open Doors report on Educational Exchange

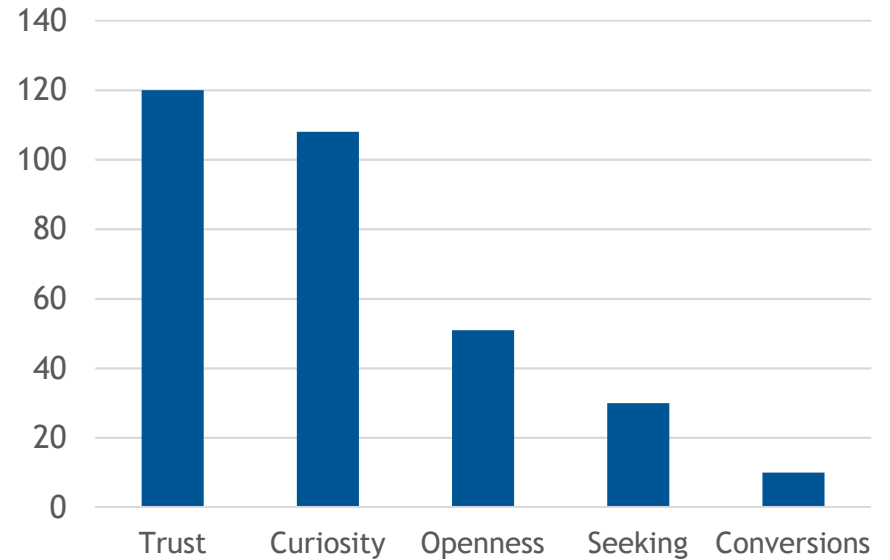
	School	State	Internationals
1	New York University	NY	15,543
2	University of Southern California	CA	13,340
3	Arizona State University	AZ	12,751
4	Columbia University	NY	12,740
5	University of Illinois-Urbana Champaign	IL	12,085
6	Northeastern University	MA	11,702
7	University of California -Los Angeles	CA	11,513
8	Purdue University -West Lafayette	IN	10,563
9	Boston University	MA	8,455
10	University of Washington	WA	8,259
11	Michigan State University	MI	8,256
12	University of Texas -Dallas	TX	8,145
13	Pennsylvania State University	PA	8,084
14	University of Michigan -Ann Arbor	MI	7,630
15	University of California -San Diego	CA	7,556
16	Univeristy of California -Berkeley	CA	7,313
17	Indiana University -Bloomington	IN	7,159
18	Ohio State University -Columbus	OH	7,117
19	Carnegie Mellon University	PA	7,051
20	University of Minnestoa -Twin Cities	MN	7,037

EAST TERRITORY

EAST TERRITORY INTL STUDENTS



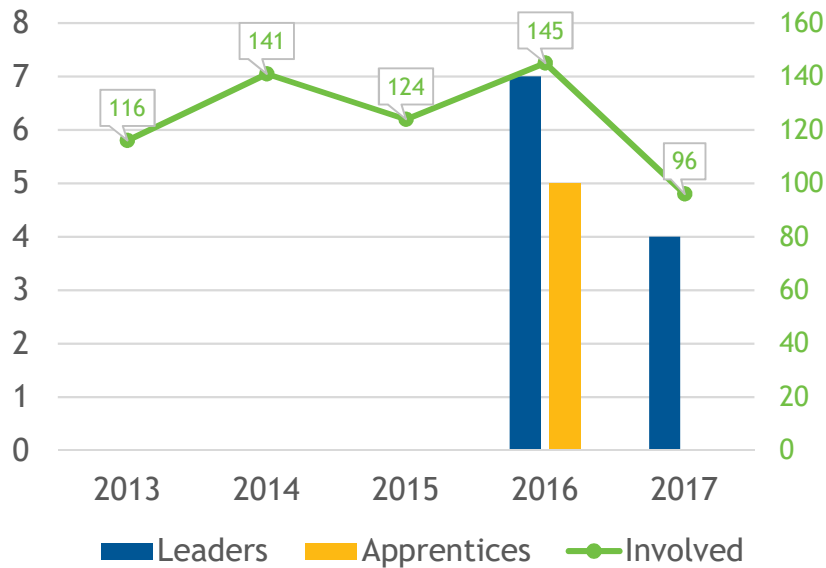
EVANGELISM AMONG EAST TERRITORY INTERNATIONALS



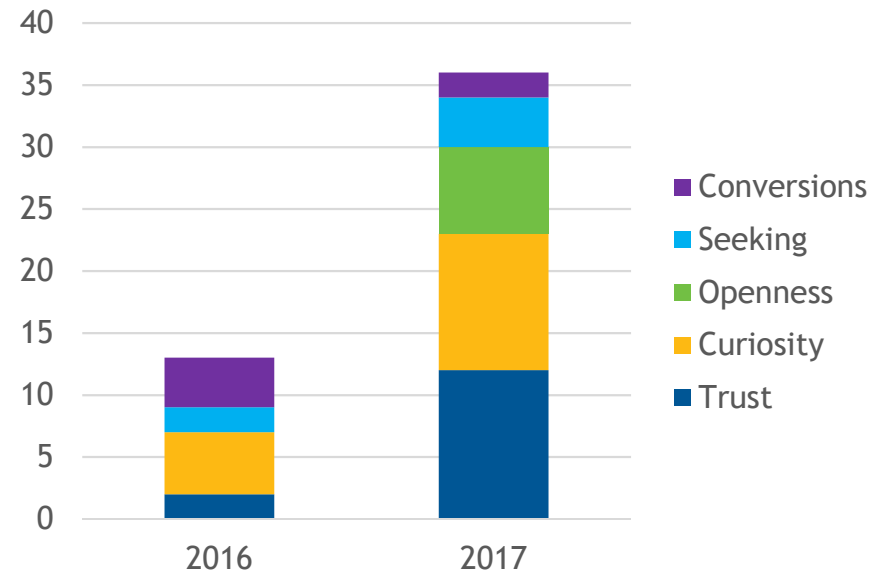
Total Intls in Cluster (from 1,000+ schools)	207,487
Internationals as Percentage of all InterVarsity Students	5.8%
Number of Chapters with 5+ ISM activity /Total Chapters	44 / 305

MID-ATLANTIC

MID-ATLANTIC REGION INTL STUDENTS



EVANGELISM IN MID-ATLANTIC INTLS



Total Intls in Region (from 1,000+ schools) 51,137

Internationals as Percentage of InterVarsity Students 5.1%

Number of Chapters with 5+ ISM activity /Total Chapters 6 /49

MID-ATLANTIC (CONTINUED)

Schools with 1,000+ internationals, data from the 2016 Open Doors report on Educational Exchange

*denotes the presence of an InterVarsity chapter

MARYLAND

*University of Maryland -College Park	5,802
*Johns Hopkins University	5,058
Montgomery College	1,791
*University of Maryland -Baltimore County	1,291

DELAWARE

*University of Delaware	3,272
Wilmington University	1,090

WASHINGTON, D.C.

*George Washington University	5,038
*Georgetown University	3,047
*American University	1,517

PENNSYLVANIA (EASTERN)

*Pennsylvania State University	8,084
*University of Pennsylvania	6,221
Drexel University	3,984
*Temple University	3,554
*Lehigh University	1,388

InterVarsity Chapters with 5+ Internationals Involved Fiscal Year 16-17

School	Chapter	2016	2017	% Chg.
Bryn Mawr College	IVCF	35	16	-54.3%
Dickinson College	IVCF	10	8	-20%
Franklin and Marshall College	IVCF	9	2	-77.8%
George Washington Univ.	UNDRGRAD	6	2	-66.7%
Johns Hopkins Univ.	UNDRGRAD	17	15	-11.8%
Lehigh Univ.	IVCF	6	4	-33.3%
Maryland Inst. College of Art	ARTS	5	1	-80%
Penn State Univ. Harrisburg	IVCF	6	6	0%
Swarthmore College	IVCF	7	1	-85.8%
Univ. of Delaware	UNDRGRAD	5	2	-60%
Univ. of Maryland-Baltimore County	IVCF	6	9	50%
Widener Univ.	IVCF	4	5	25%
TOTAL # OF 5+ CHAPTERS		11	6	-45.5%